

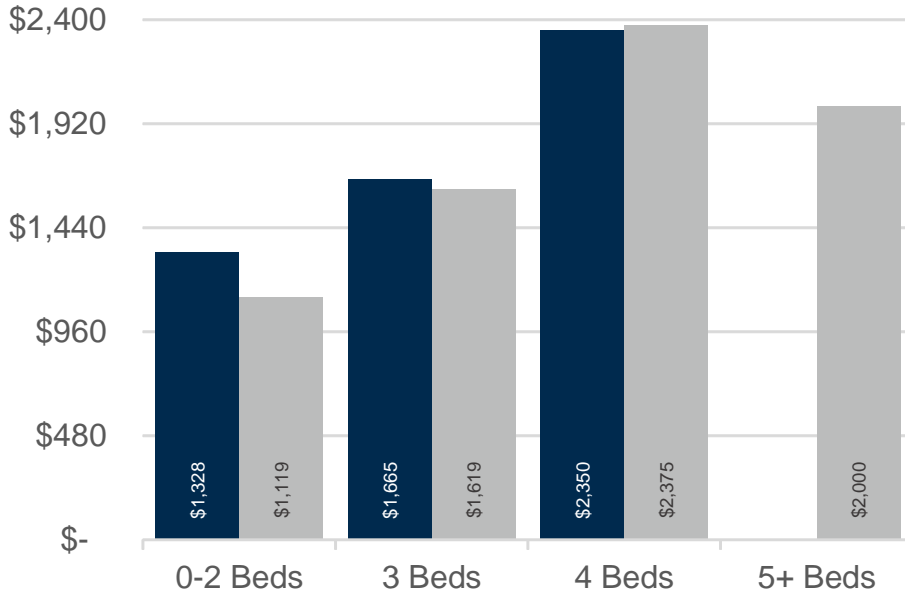


13-69&78

Tacoma, Lakewood & Spanaway

TACOMA METRO


APRIL 2019 | NWMLS Monthly Rental Data



Average Rental Price

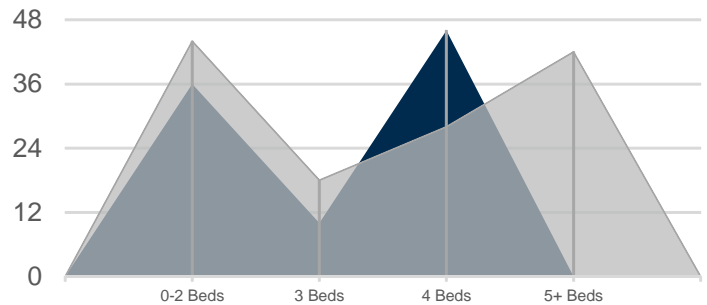
Beds	Apr 2019	Apr 2018	Change
0-2	\$-	\$1,788	n/a
3	\$1,925	\$2,098	-8% ↓
4	\$2,833	\$3,200	-11% ↓
5+	\$-	\$-	n/a

Number of Units Rented



	0-2 Beds	3 Beds	4 Beds	5+ Beds	Total
Apr 2019	5	3	2	0	10
Apr 2018	7	9	2	1	19

Average Number of Days on Market



	0-2 Beds	3 Beds	4 Beds	5+ Beds
Apr 2019	36	10	46	n/a
Apr 2018	44	18	28	42