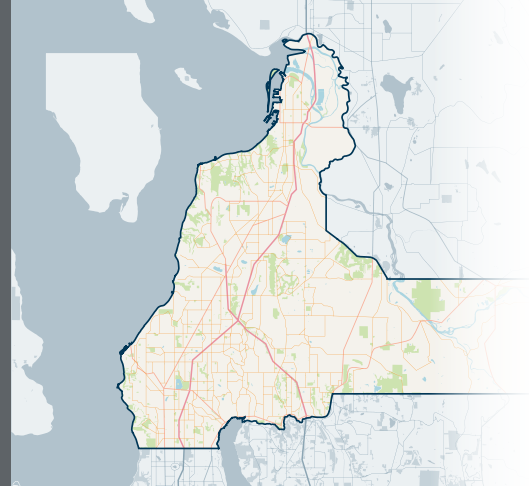




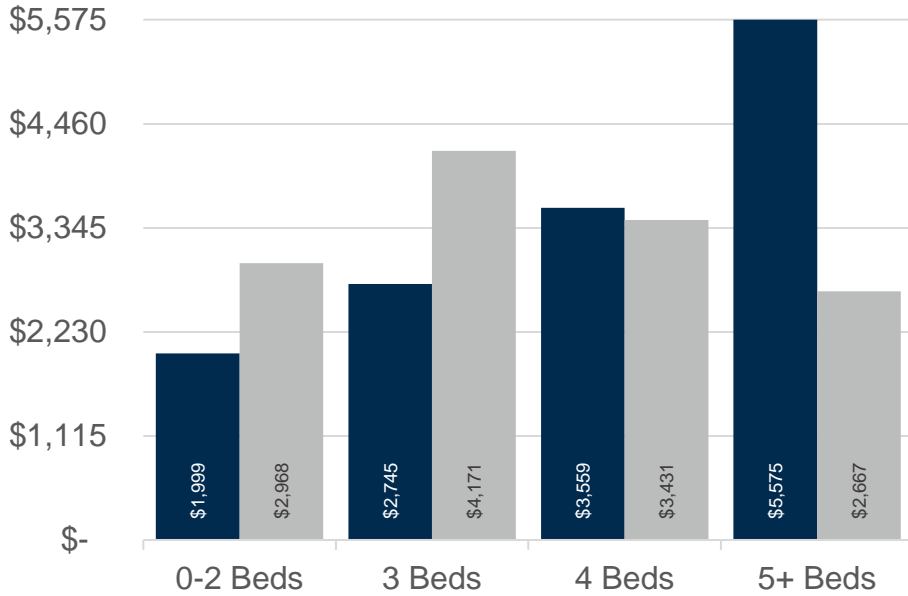
# REGION

# NORTH OF SEATTLE



MARCH 2023 | NWMLS Monthly Rental Data

## Average Rental Price



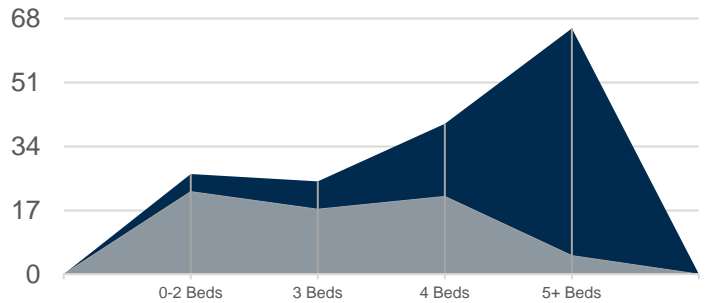
Beds	Mar 2023	Mar 2022	Change
0-2	\$1,999	\$2,968	-33% ↓
3	\$2,745	\$4,171	-34% ↓
4	\$3,559	\$3,431	4% ↑
5+	\$5,575	\$2,667	109% ↑

## Number of Units Rented



	0-2 Beds	3 Beds	4 Beds	5+ Beds	Total
Mar 2023	13	18	8	3	42
Mar 2022	18	16	13	2	49

## Average Number of Days on Market



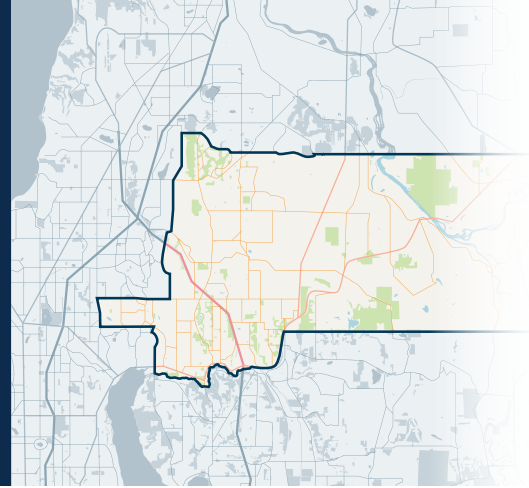
	0-2 Beds	3 Beds	4 Beds	5+ Beds
Mar 2023	27	25	40	65
Mar 2022	22	17	21	5



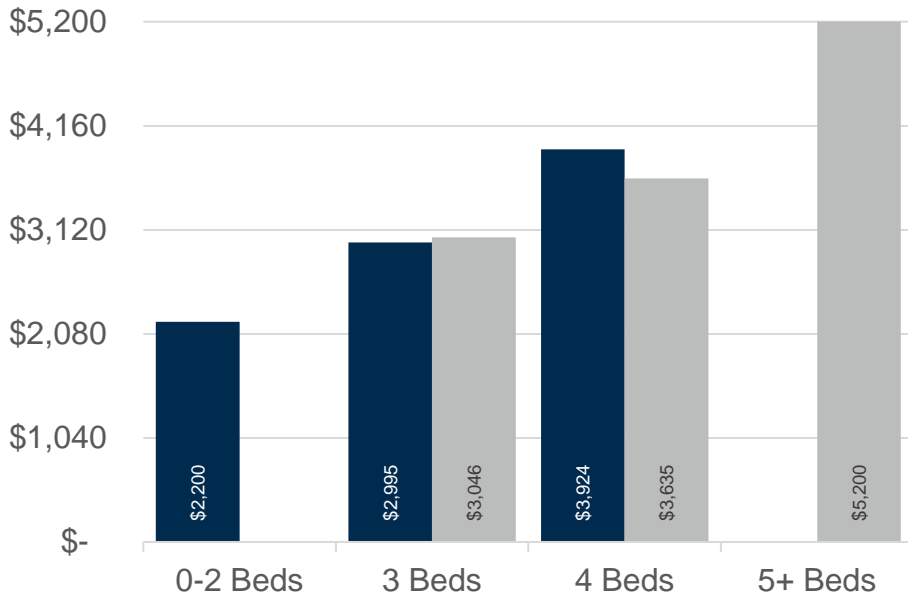
# 610

## Southeast Snohomish

# NORTH OF SEATTLE




MARCH 2023 | NWMLS Monthly Rental Data



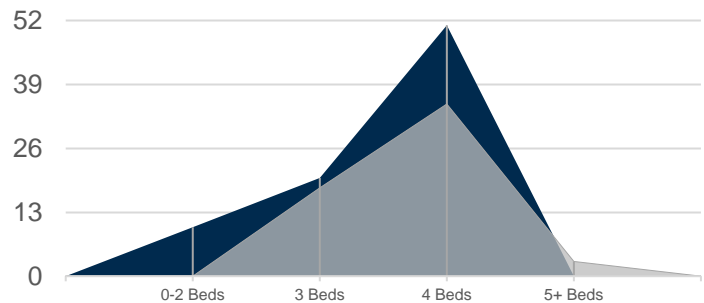
### Average Rental Price

Beds	Mar 2023	Mar 2022	Change
0-2	\$2,200	\$-	n/a
3	\$2,995	\$3,046	-2% ↓
4	\$3,924	\$3,635	8% ↑
5+	\$-	\$5,200	n/a

### Number of Units Rented



### Average Number of Days on Market



	0-2 Beds	3 Beds	4 Beds	5+ Beds	Total
Mar 2023	1	1	4	0	6
Mar 2022	0	7	2	1	10

	0-2 Beds	3 Beds	4 Beds	5+ Beds
Mar 2023	10	20	51	n/a
Mar 2022	n/a	18	35	3

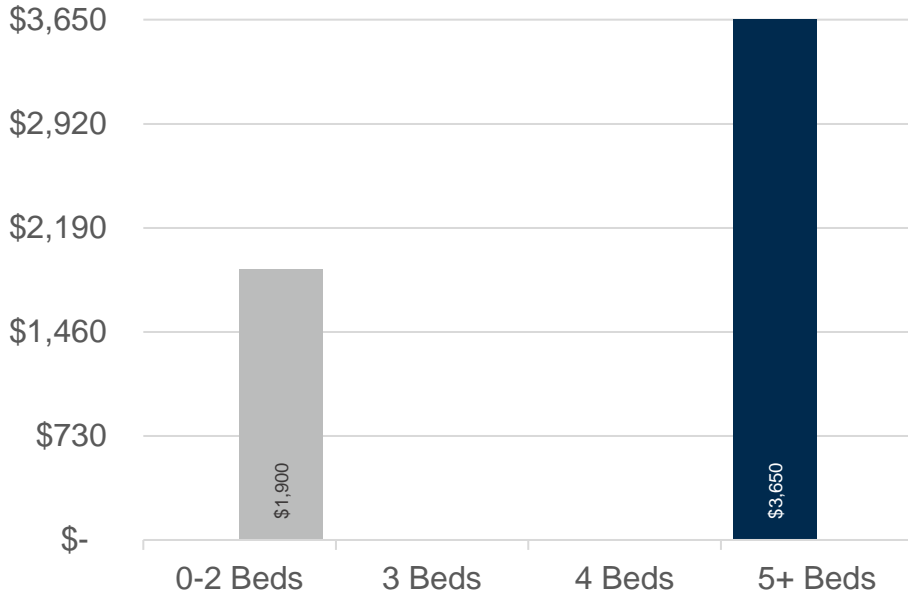
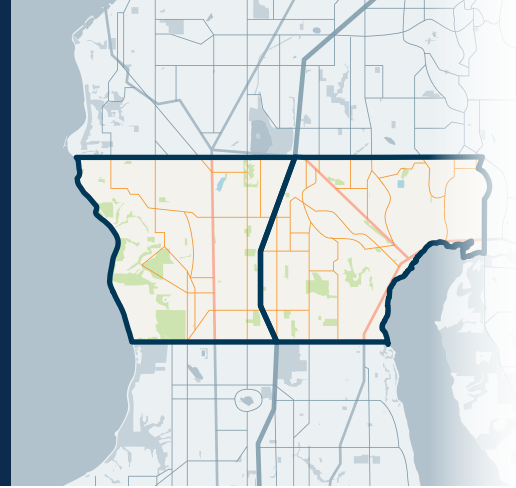


# 715&720

Richmond Beach/Shoreline, LF Park

# NORTH OF SEATTLE


MARCH 2023 | NWMLS Monthly Rental Data



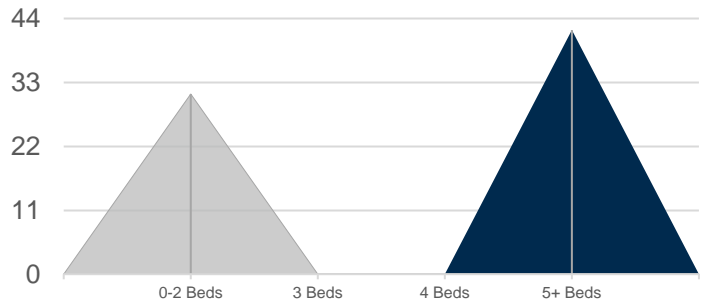
## Average Rental Price

Beds	Mar 2023	Mar 2022	Change
0-2	\$-	\$1,900	n/a
3	\$-	\$-	n/a
4	\$-	\$-	n/a
5+	\$3,650	\$-	n/a

## Number of Units Rented



## Average Number of Days on Market



	0-2 Beds	3 Beds	4 Beds	5+ Beds	Total
Mar 2023	0	0	0	1	1
Mar 2022	5	0	0	0	5

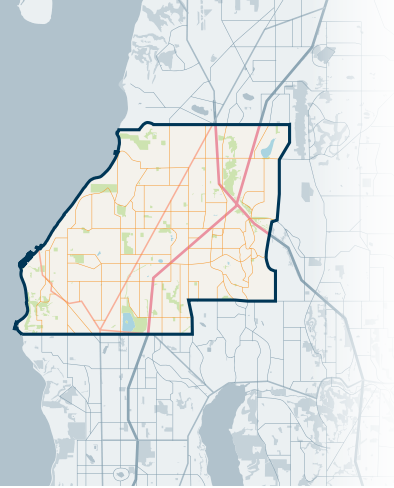
	0-2 Beds	3 Beds	4 Beds	5+ Beds
Mar 2023	n/a	n/a	n/a	42
Mar 2022	31	n/a	n/a	n/a



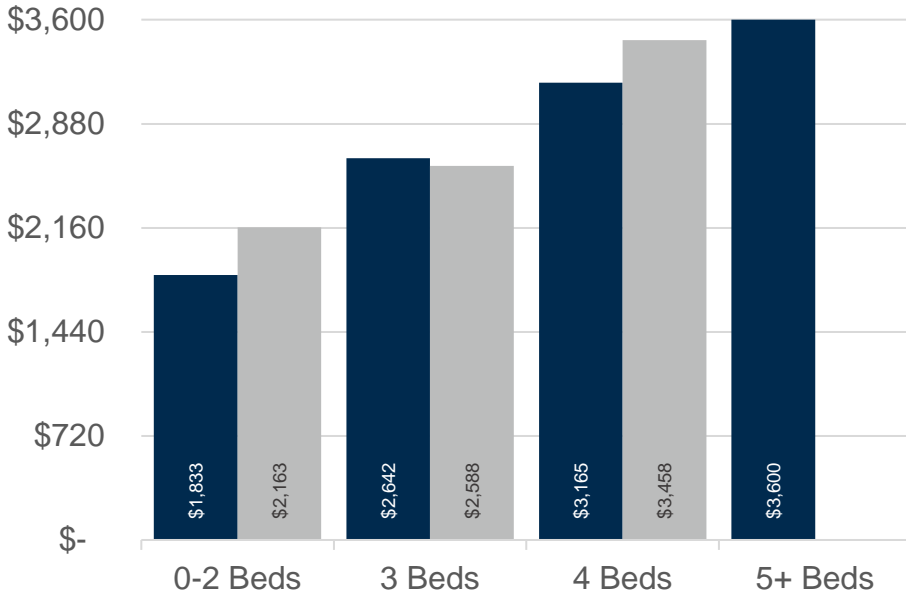
730  
Southwest Snohomish

# NORTH OF SEATTLE

MARCH 2023 | NWMLS Monthly Rental Data




## Average Rental Price



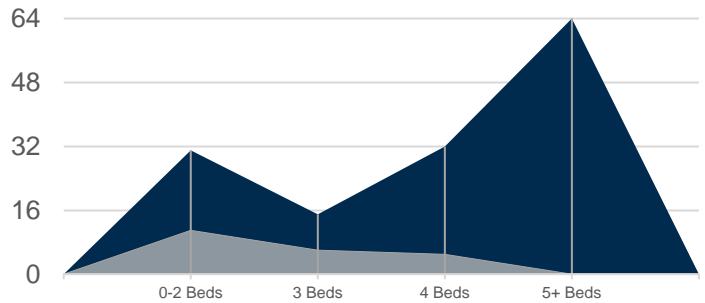
Beds	Mar 2023	Mar 2022	Change
0-2	\$1,833	\$2,163	-15% ↓
3	\$2,642	\$2,588	2% ↑
4	\$3,165	\$3,458	-8% ↓
5+	\$3,600	\$-	n/a

## Number of Units Rented



	0-2 Beds	3 Beds	4 Beds	5+ Beds	Total
Mar 2023	3	7	2	1	13
Mar 2022	4	3	6	0	13

## Average Number of Days on Market



	0-2 Beds	3 Beds	4 Beds	5+ Beds
Mar 2023	31	15	32	64
Mar 2022	11	6	5	n/a



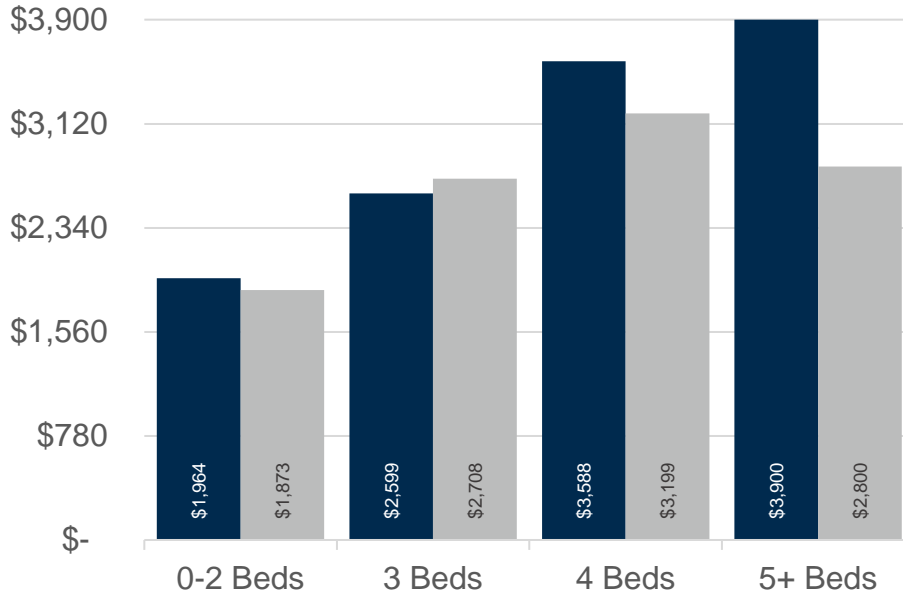
740  
Everett/Mukilteo



# NORTH OF SEATTLE


MARCH 2023 | NWMLS Monthly Rental Data

## Average Rental Price



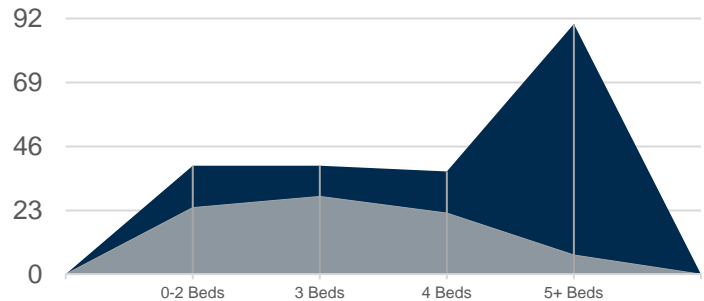
Beds	Mar 2023	Mar 2022	Change
0-2	\$1,964	\$1,873	5% ↑
3	\$2,599	\$2,708	-4% ↓
4	\$3,588	\$3,199	12% ↑
5+	\$3,900	\$2,800	39% ↑

## Number of Units Rented



	0-2 Beds	3 Beds	4 Beds	5+ Beds	Total
Mar 2023	9	10	2	1	22
Mar 2022	9	6	5	1	21

## Average Number of Days on Market



	0-2 Beds	3 Beds	4 Beds	5+ Beds
Mar 2023	39	39	37	90
Mar 2022	24	28	22	7