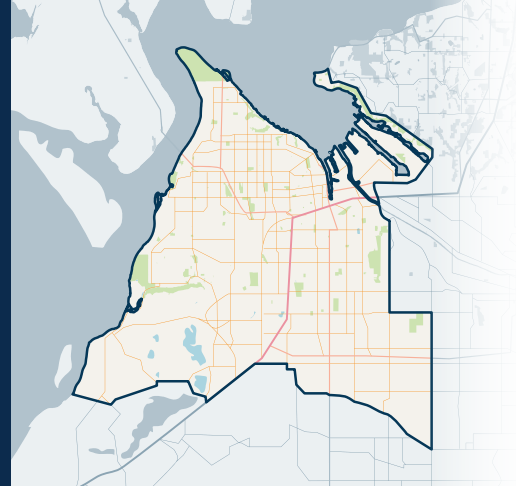




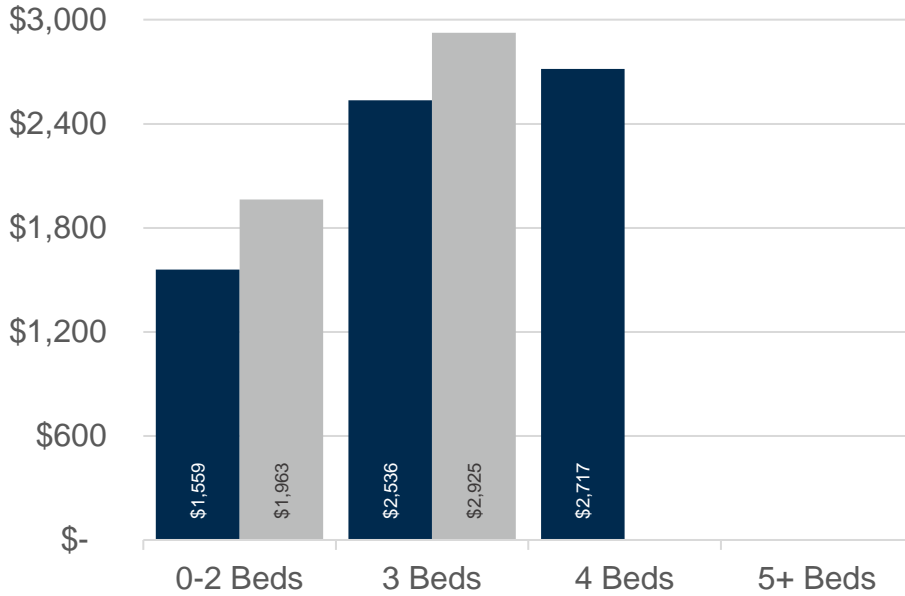
13-69&78

Tacoma, Lakewood & Spanaway

TACOMA METRO



MARCH 2023 | NWMLS Monthly Rental Data



Average Rental Price

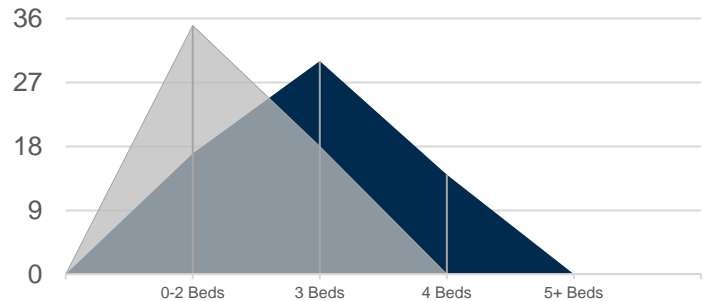
| Beds | Mar 2023 | Mar 2022 | Change |
|------|----------|----------|--------|
| 0-2 | \$1,559 | \$1,963 | -21% ↓ |
| 3 | \$2,536 | \$2,925 | -13% ↓ |
| 4 | \$2,717 | \$- | n/a |
| 5+ | \$- | \$- | n/a |

Number of Units Rented



| | 0-2 Beds | 3 Beds | 4 Beds | 5+ Beds | Total |
|----------|----------|--------|--------|---------|-------|
| Mar 2023 | 4 | 4 | 3 | 0 | 11 |
| Mar 2022 | 4 | 2 | 0 | 0 | 6 |

Average Number of Days on Market



| | 0-2 Beds | 3 Beds | 4 Beds | 5+ Beds |
|----------|----------|--------|--------|---------|
| Mar 2023 | 17 | 30 | 14 | n/a |
| Mar 2022 | 35 | 18 | n/a | n/a |