

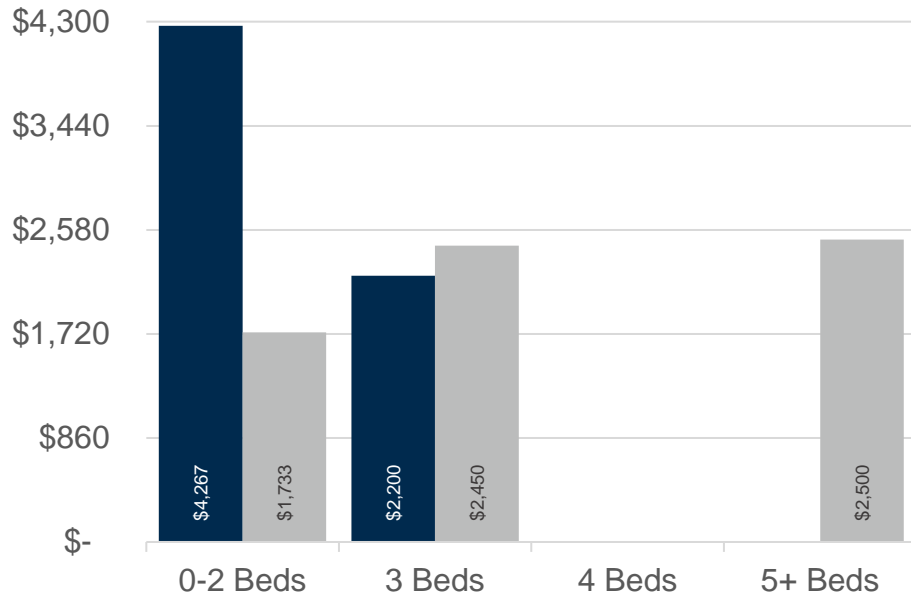
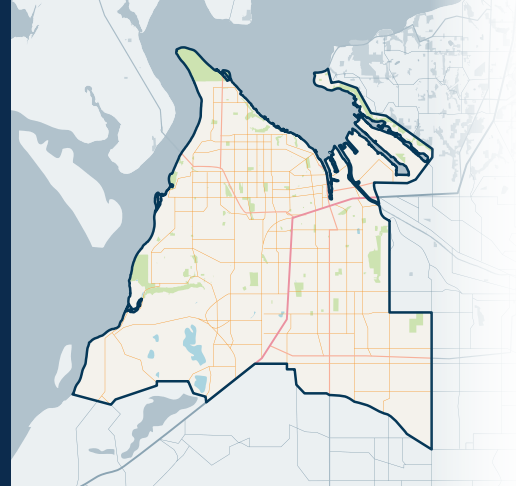


13-69&78

Tacoma, Lakewood & Spanaway

TACOMA METRO


APRIL 2023 | NWMLS Monthly Rental Data



Average Rental Price

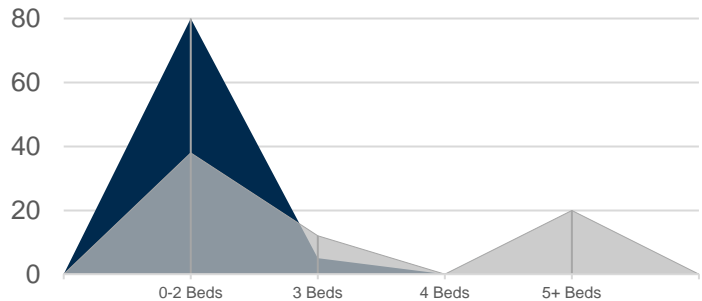
Beds	Apr 2023	Apr 2022	Change
0-2	\$4,267	\$1,733	146% ↑
3	\$2,200	\$2,450	-10% ↓
4	\$-	\$-	n/a
5+	\$-	\$2,500	n/a

Number of Units Rented



	0-2 Beds	3 Beds	4 Beds	5+ Beds	Total
Apr 2023	6	1	0	0	7
Apr 2022	3	2	0	1	6

Average Number of Days on Market



	0-2 Beds	3 Beds	4 Beds	5+ Beds
Apr 2023	80	5	n/a	n/a
Apr 2022	38	12	n/a	20