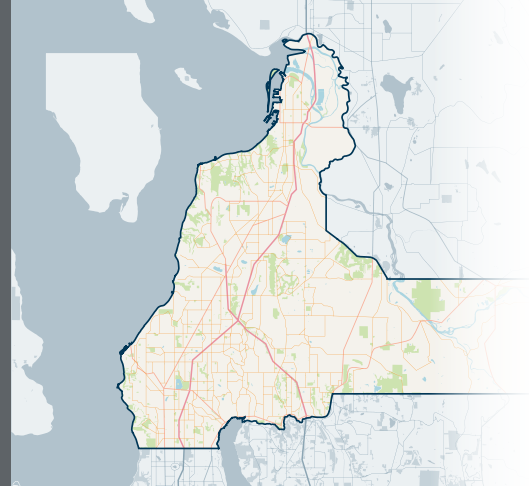


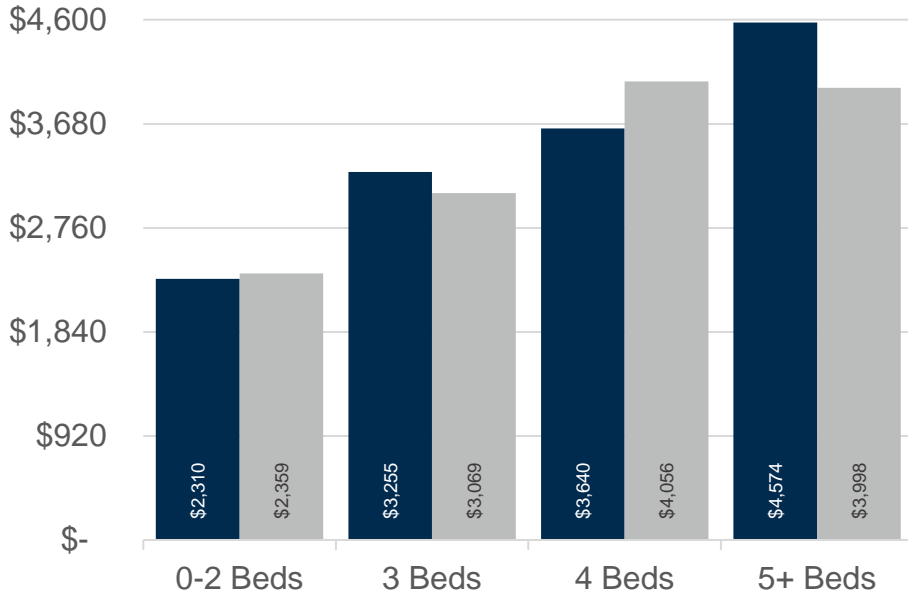


REGION

NORTH OF SEATTLE




MAY 2023 | NWMLS Monthly Rental Data



Average Rental Price

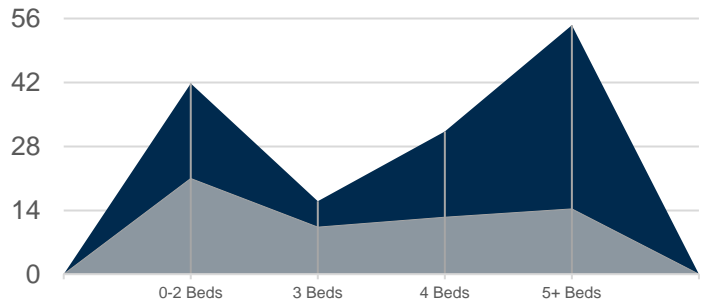
Beds	May 2023	May 2022	Change
0-2	\$2,310	\$2,359	-2% ↓
3	\$3,255	\$3,069	6% ↑
4	\$3,640	\$4,056	-10% ↓
5+	\$4,574	\$3,998	14% ↑

Number of Units Rented



	0-2 Beds	3 Beds	4 Beds	5+ Beds	Total
May 2023	16	18	15	3	52
May 2022	12	11	6	3	32

Average Number of Days on Market



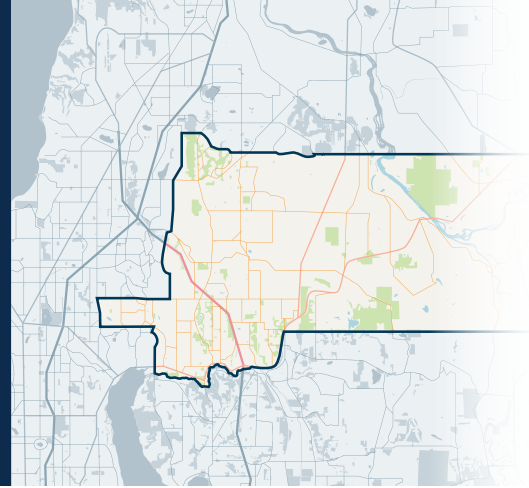
	0-2 Beds	3 Beds	4 Beds	5+ Beds
May 2023	42	16	31	55
May 2022	21	10	13	14



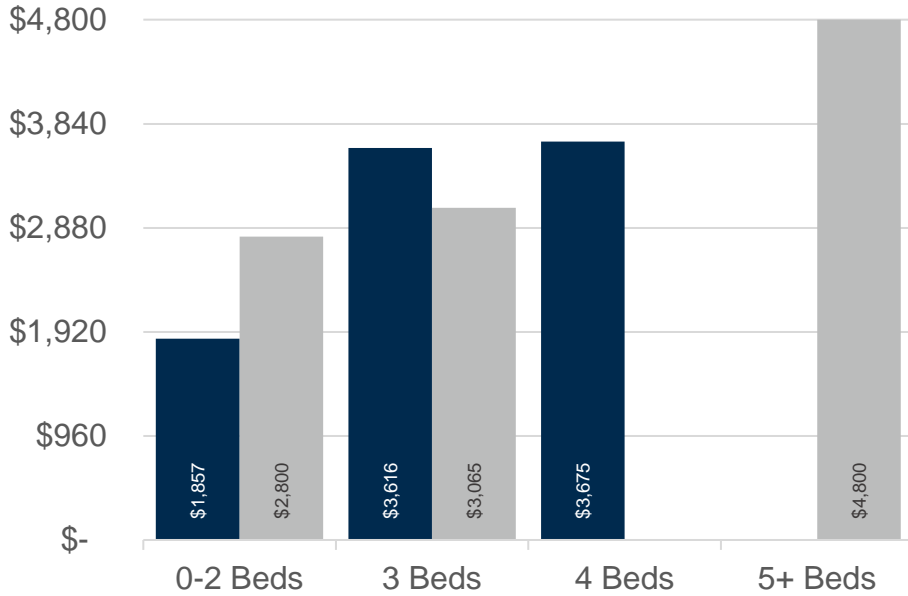
610

Southeast Snohomish

NORTH OF SEATTLE




MAY 2023 | NWMLS Monthly Rental Data



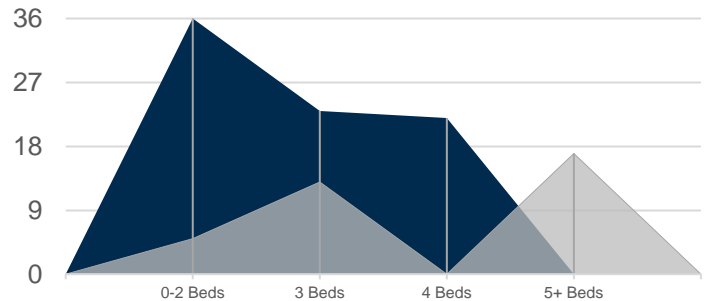
Average Rental Price

Beds	May 2023	May 2022	Change
0-2	\$1,857	\$2,800	-34% ↓
3	\$3,616	\$3,065	18% ↑
4	\$3,675	\$-	n/a
5+	\$-	\$4,800	n/a

Number of Units Rented



Average Number of Days on Market



	0-2 Beds	3 Beds	4 Beds	5+ Beds	Total
May 2023	5	4	5	0	14
May 2022	2	3	0	1	6

	0-2 Beds	3 Beds	4 Beds	5+ Beds
May 2023	36	23	22	n/a
May 2022	5	13	n/a	17



propertymanager@windermere.com

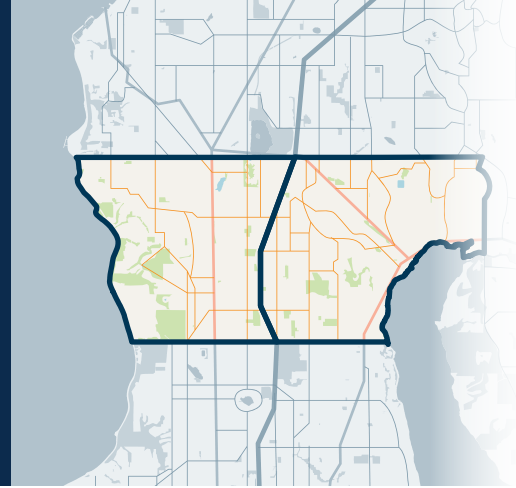
Seattle | Kirkland | windermere-pm.com | 206.621.2037



715&720

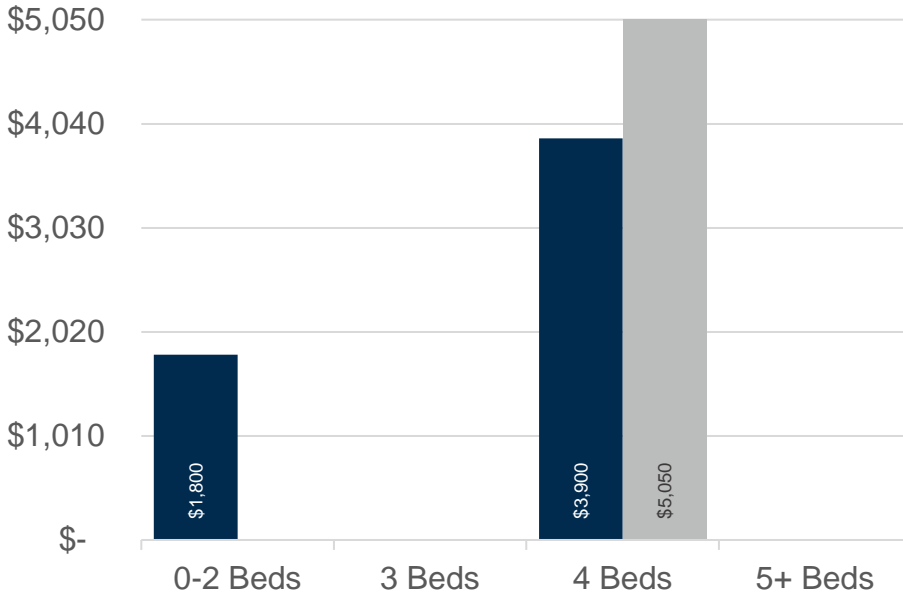
Richmond Beach/Shoreline, LF Park

NORTH OF SEATTLE




MAY 2023 | NWMLS Monthly Rental Data

Average Rental Price

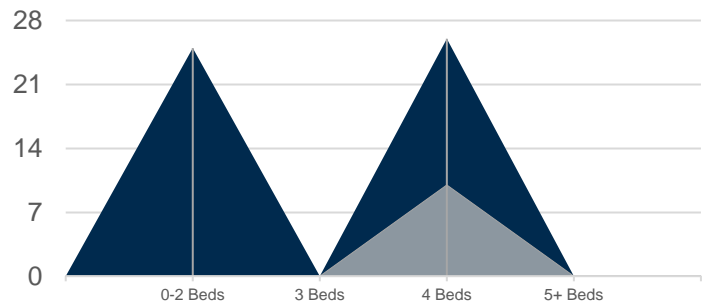


Beds	May 2023	May 2022	Change
0-2	\$1,800	\$-	n/a
3	\$-	\$-	n/a
4	\$3,900	\$5,050	-23% ↓
5+	\$-	\$-	n/a

Number of Units Rented



Average Number of Days on Market



	0-2 Beds	3 Beds	4 Beds	5+ Beds	Total
May 2023	1	0	3	0	4
May 2022	0	0	2	0	2

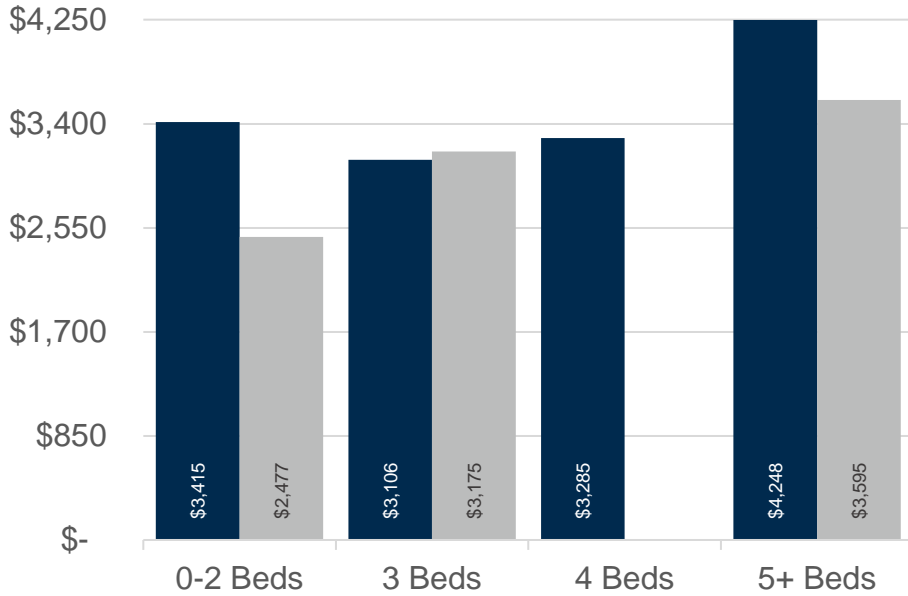
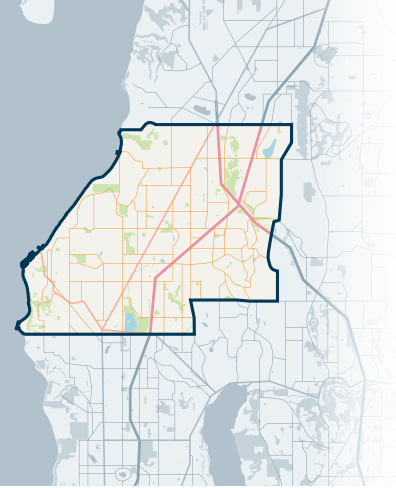
	0-2 Beds	3 Beds	4 Beds	5+ Beds
May 2023	25	n/a	26	n/a
May 2022	n/a	n/a	10	n/a



730
Southwest Snohomish

NORTH OF SEATTLE


MAY 2023 | NWMLS Monthly Rental Data



Average Rental Price

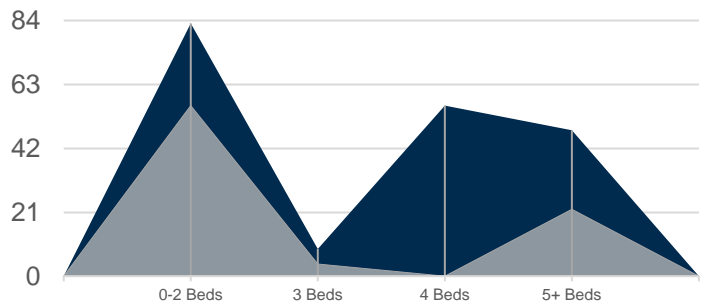
Beds	May 2023	May 2022	Change
0-2	\$3,415	\$2,477	38% ↑
3	\$3,106	\$3,175	-2% ↓
4	\$3,285	\$-	n/a
5+	\$4,248	\$3,595	18% ↑

Number of Units Rented



	0-2 Beds	3 Beds	4 Beds	5+ Beds	Total
May 2023	3	8	2	2	15
May 2022	9	2	0	1	12

Average Number of Days on Market



	0-2 Beds	3 Beds	4 Beds	5+ Beds
May 2023	83	9	56	48
May 2022	56	4	n/a	22

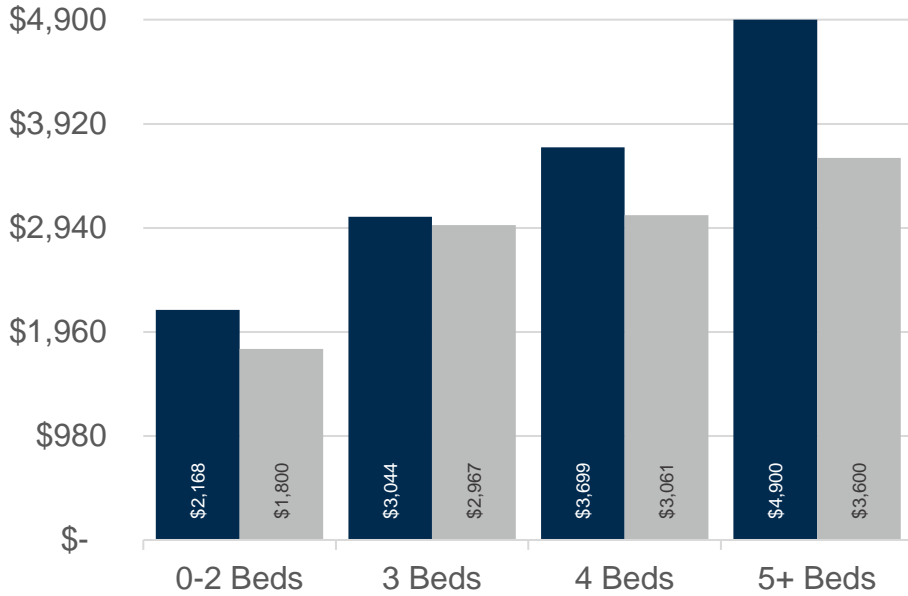


740
Everett/Mukilteo



NORTH OF SEATTLE


MAY 2023 | NWMLS Monthly Rental Data



Average Rental Price

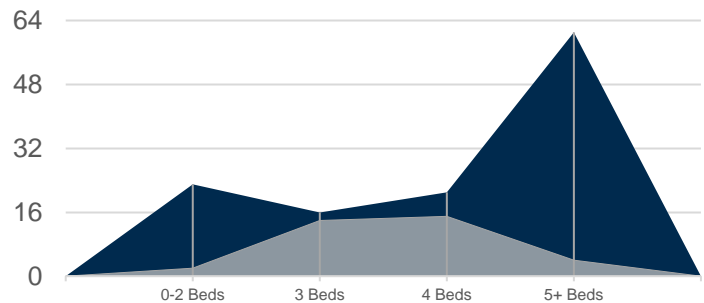
Beds	May 2023	May 2022	Change
0-2	\$2,168	\$1,800	20% ↑
3	\$3,044	\$2,967	3% ↑
4	\$3,699	\$3,061	21% ↑
5+	\$4,900	\$3,600	36% ↑

Number of Units Rented



	0-2 Beds	3 Beds	4 Beds	5+ Beds	Total
May 2023	7	6	5	1	19
May 2022	1	6	4	1	12

Average Number of Days on Market



	0-2 Beds	3 Beds	4 Beds	5+ Beds
May 2023	23	16	21	61
May 2022	2	14	15	4