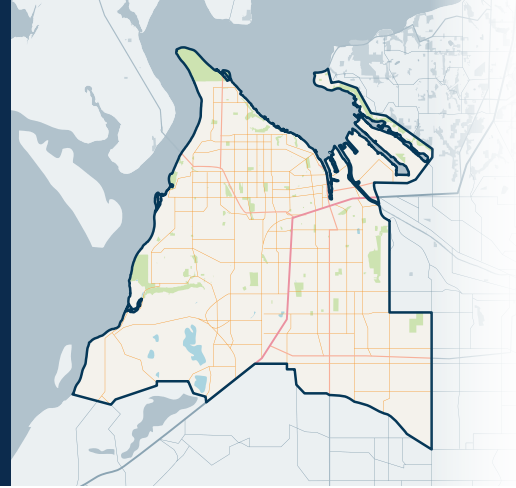




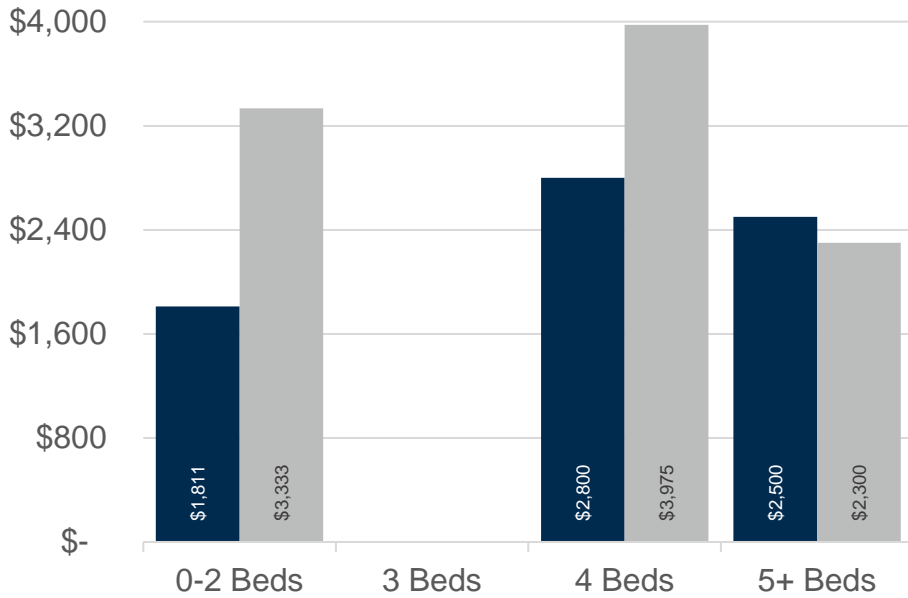
# 13-69&78

Tacoma, Lakewood & Spanaway

# TACOMA METRO




MAY 2023 | NWMLS Monthly Rental Data



## Average Rental Price

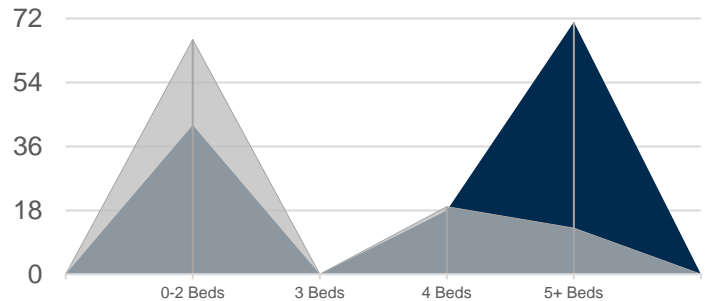
Beds	May 2023	May 2022	Change
0-2	\$1,811	\$3,333	-46% ↓
3	\$-	\$-	n/a
4	\$2,800	\$3,975	-30% ↓
5+	\$2,500	\$2,300	9% ↑

## Number of Units Rented



	0-2 Beds	3 Beds	4 Beds	5+ Beds	Total
May 2023	7	0	1	1	9
May 2022	3	0	2	1	6

## Average Number of Days on Market



	0-2 Beds	3 Beds	4 Beds	5+ Beds
May 2023	42	n/a	18	71
May 2022	66	n/a	19	13