

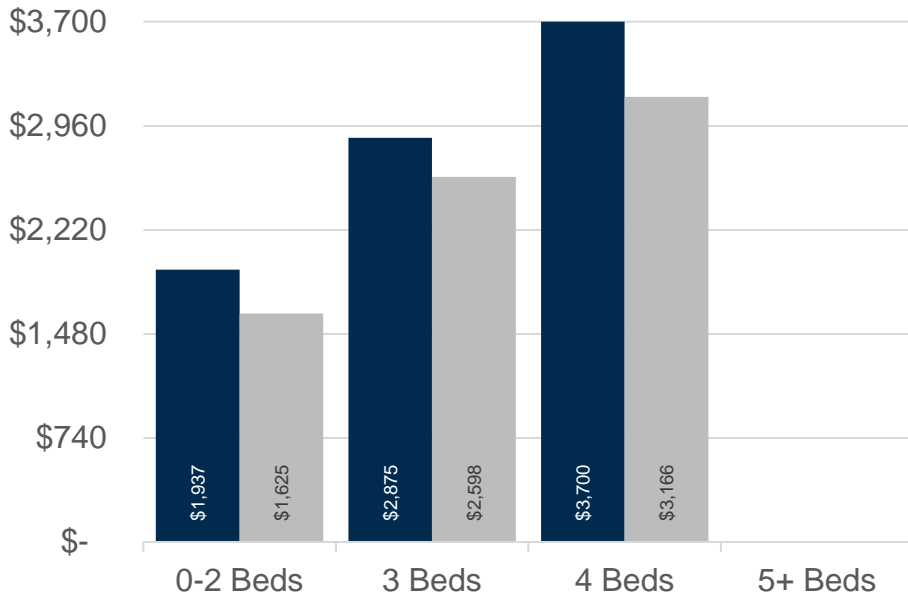


REGION

SOUTH OF SEATTLE




JUNE 2023 | NWMLS Monthly Rental Data



Average Rental Price

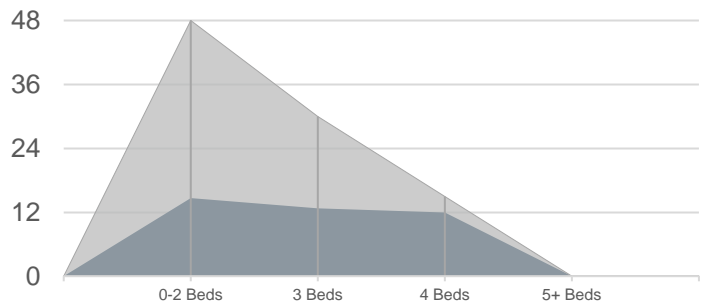
Beds	Jun 2023	Jun 2022	Change
0-2	\$1,937	\$1,625	19% ↑
3	\$2,875	\$2,598	11% ↑
4	\$3,700	\$3,166	17% ↑
5+	\$-	\$-	n/a

Number of Units Rented



	0-2 Beds	3 Beds	4 Beds	5+ Beds	Total
Jun 2023	5	6	1	0	12
Jun 2022	14	11	4	0	29

Average Number of Days on Market



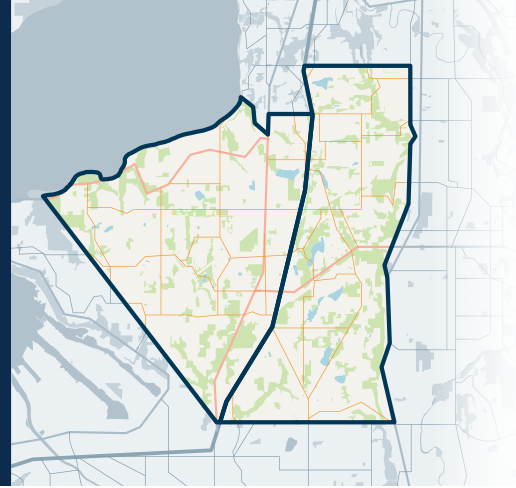
	0-2 Beds	3 Beds	4 Beds	5+ Beds
Jun 2023	30	19	13	16
Jun 2022	19	18	17	7



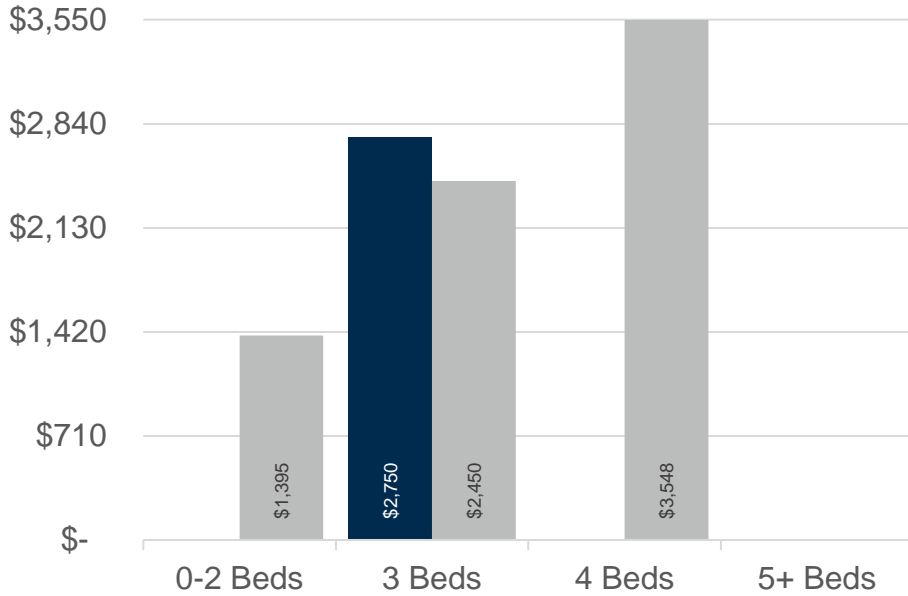
100&110

Jovita/Federal Way

SOUTH OF SEATTLE




JUNE 2023 | NWMLS Monthly Rental Data



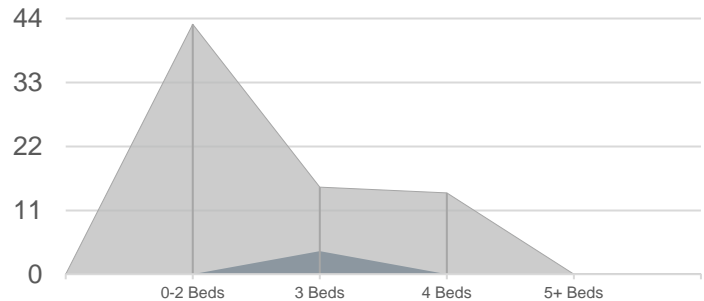
Average Rental Price

Beds	Jun 2023	Jun 2022	Change
0-2	\$-	\$1,395	n/a
3	\$2,750	\$2,450	12% ↑
4	\$-	\$3,548	n/a
5+	\$-	\$-	n/a

Number of Units Rented



Average Number of Days on Market



	0-2 Beds	3 Beds	4 Beds	5+ Beds	Total
Jun 2023	0	2	0	0	2
Jun 2022	1	2	2	0	5

	0-2 Beds	3 Beds	4 Beds	5+ Beds
Jun 2023	n/a	4	n/a	n/a
Jun 2022	43	15	14	n/a

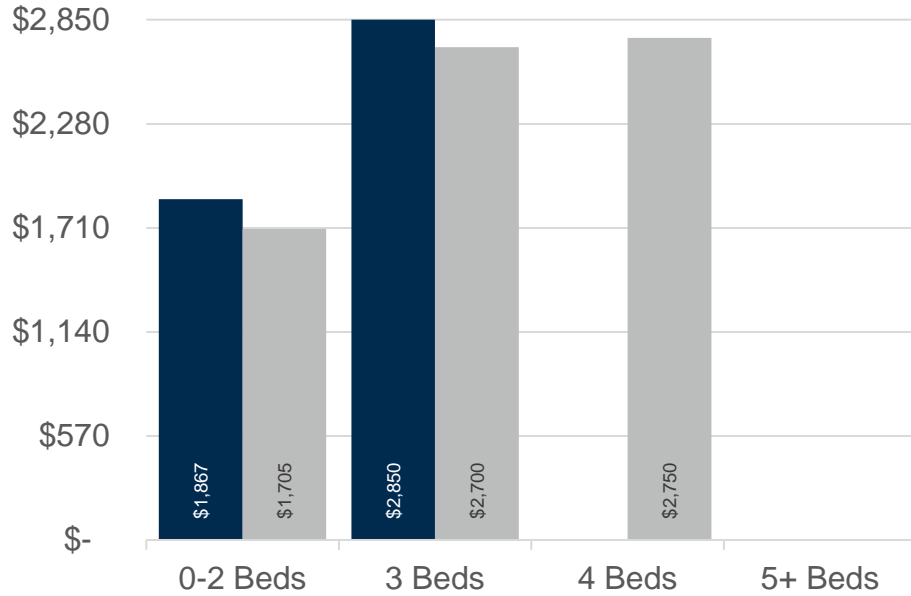
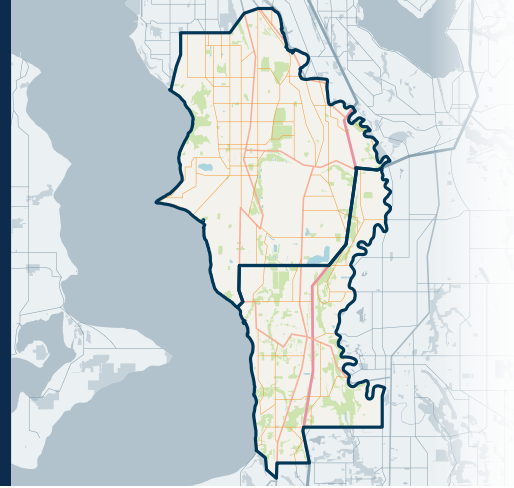


120&130

Des Moines/Redondo & Burien/Normandy

SOUTH OF SEATTLE


JUNE 2023 | NWMLS Monthly Rental Data



Average Rental Price

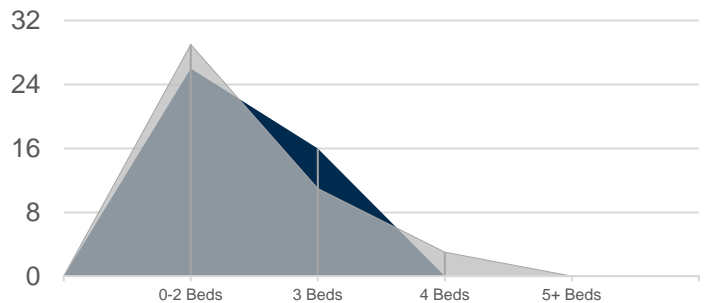
Beds	Jun 2023	Jun 2022	Change
0-2	\$1,867	\$1,705	10% ↑
3	\$2,850	\$2,700	6% ↑
4	\$-	\$2,750	n/a
5+	\$-	\$-	n/a

Number of Units Rented



	0-2 Beds	3 Beds	4 Beds	5+ Beds	Total
Jun 2023	3	1	0	0	4
Jun 2022	3	1	1	0	5

Average Number of Days on Market



	0-2 Beds	3 Beds	4 Beds	5+ Beds
Jun 2023	26	16	n/a	n/a
Jun 2022	29	11	3	n/a

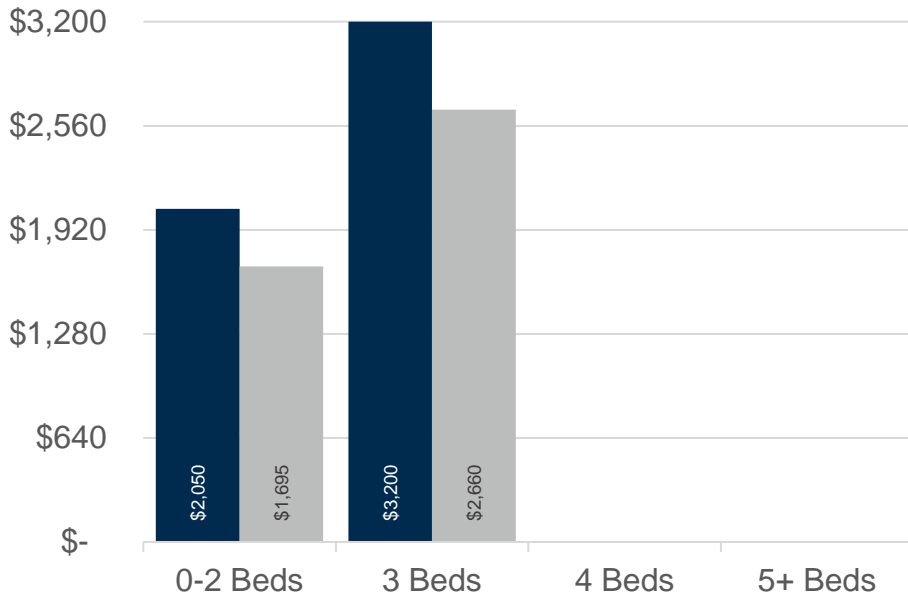
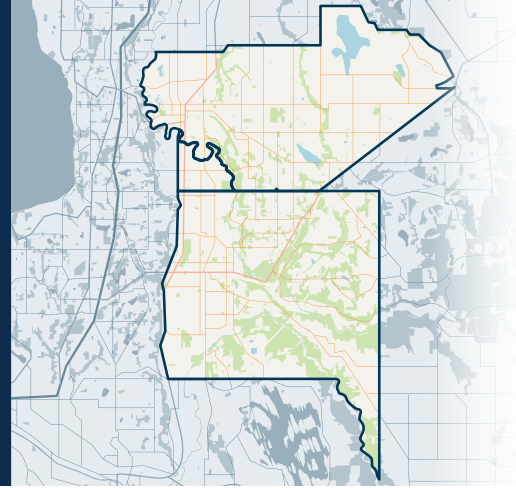


310&330

Auburn & Kent

SOUTH OF SEATTLE


JUNE 2023 | NWMLS Monthly Rental Data



Average Rental Price

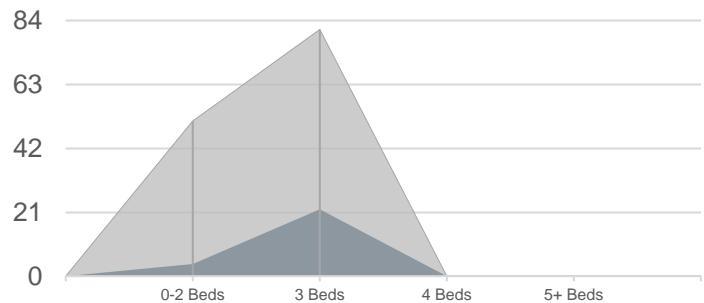
Beds	Jun 2023	Jun 2022	Change
0-2	\$2,050	\$1,695	21% ↑
3	\$3,200	\$2,660	20% ↑
4	\$-	\$-	n/a
5+	\$-	\$-	n/a

Number of Units Rented



	0-2 Beds	3 Beds	4 Beds	5+ Beds	Total
Jun 2023	1	1	0	0	2
Jun 2022	6	5	0	0	11

Average Number of Days on Market



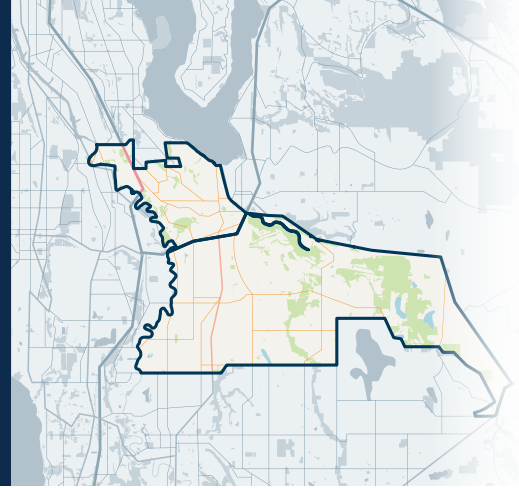
	0-2 Beds	3 Beds	4 Beds	5+ Beds
Jun 2023	4	22	n/a	n/a
Jun 2022	51	81	n/a	n/a



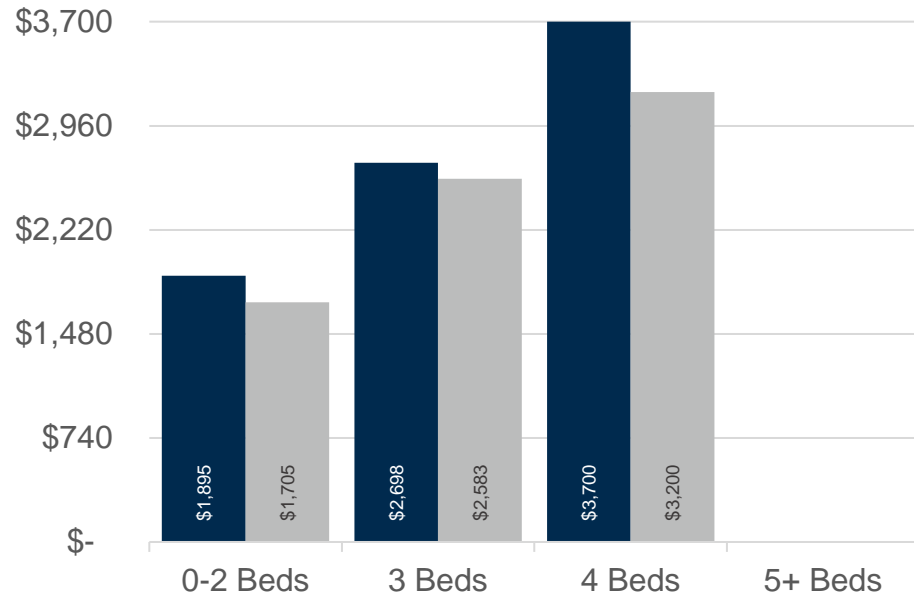
340&360

Renton/Skyway Area

SOUTH OF SEATTLE




JUNE 2023 | NWMLS Monthly Rental Data



Average Rental Price

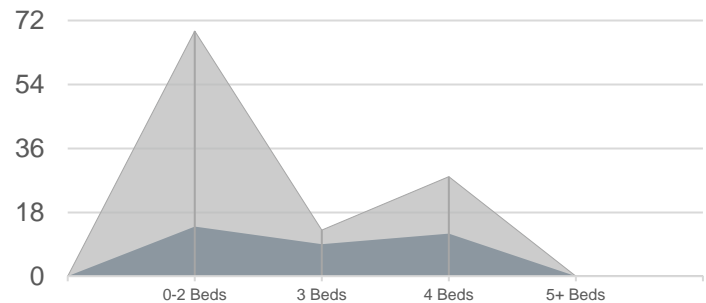
Beds	Jun 2023	Jun 2022	Change
0-2	\$1,895	\$1,705	11% ↑
3	\$2,698	\$2,583	4% ↑
4	\$3,700	\$3,200	16% ↑
5+	\$-	\$-	n/a

Number of Units Rented



	0-2 Beds	3 Beds	4 Beds	5+ Beds	Total
Jun 2023	1	2	1	0	4
Jun 2022	4	3	1	0	8

Average Number of Days on Market



	0-2 Beds	3 Beds	4 Beds	5+ Beds
Jun 2023	14	9	12	n/a
Jun 2022	69	13	28	n/a