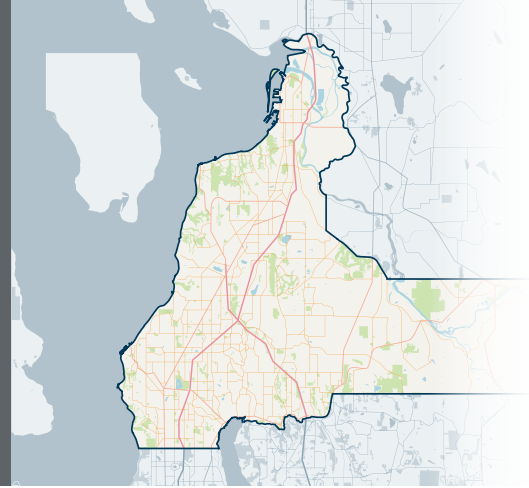




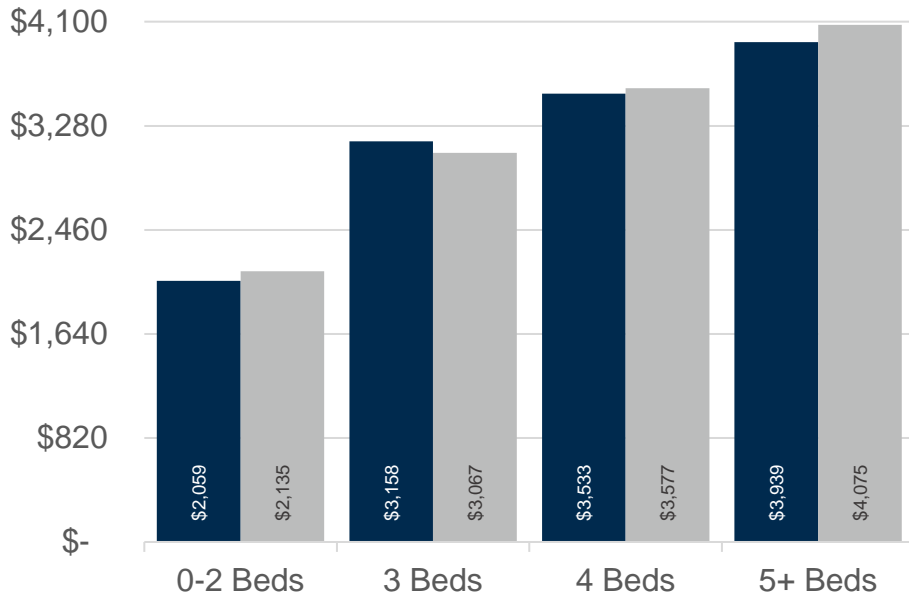
REGION

NORTH OF SEATTLE



JULY 2023 | NWMLS Monthly Rental Data

Average Rental Price



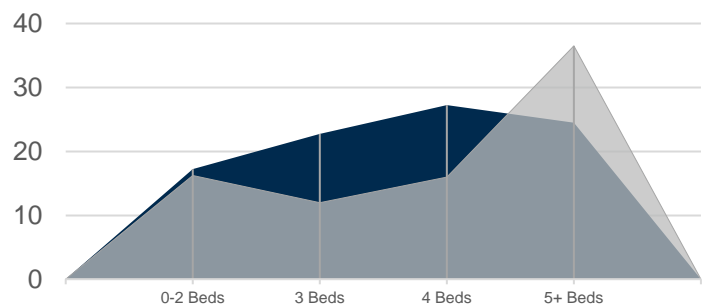
Beds	Jul 2023	Jul 2022	Change
0-2	\$2,059	\$2,135	-4% ↓
3	\$3,158	\$3,067	3% ↑
4	\$3,533	\$3,577	-1% ↓
5+	\$3,939	\$4,075	-3% ↓

Number of Units Rented



	0-2 Beds	3 Beds	4 Beds	5+ Beds	Total
Jul 2023	12	14	14	7	47
Jul 2022	9	16	14	3	42

Average Number of Days on Market



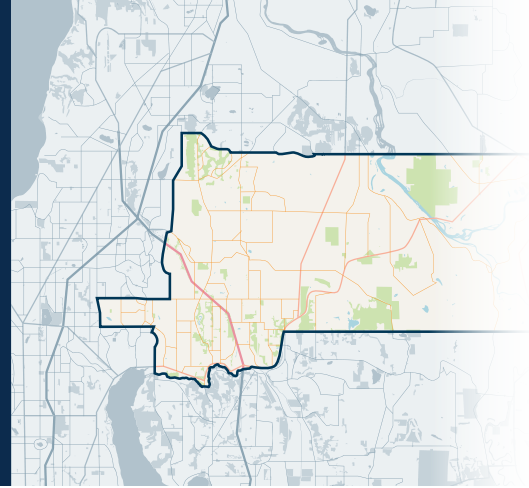
	0-2 Beds	3 Beds	4 Beds	5+ Beds
Jul 2023	17	23	27	25
Jul 2022	16	12	16	37



610

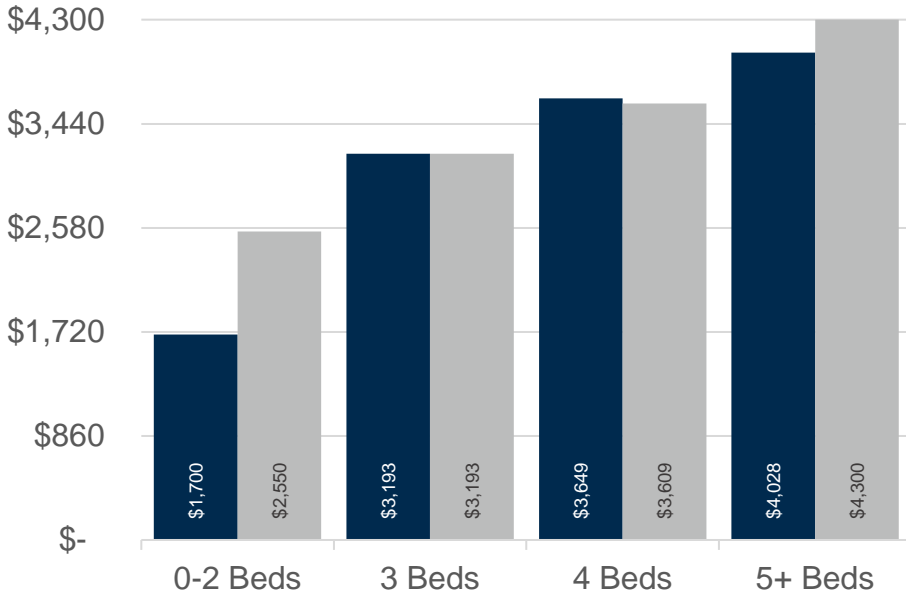
Southeast Snohomish

NORTH OF SEATTLE




JULY 2023 | NWMLS Monthly Rental Data

Average Rental Price



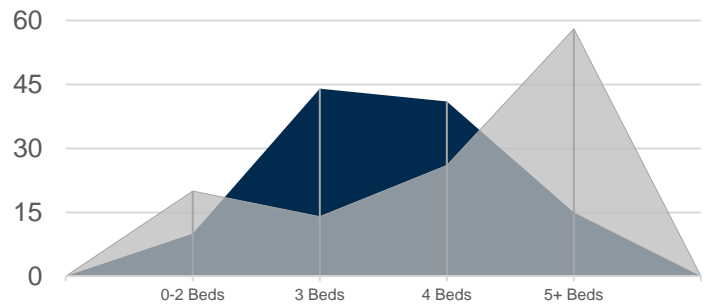
Beds	Jul 2023	Jul 2022	Change
0-2	\$1,700	\$2,550	-33% ↓
3	\$3,193	\$3,193	0% =
4	\$3,649	\$3,609	1% ↑
5+	\$4,028	\$4,300	-6% ↓

Number of Units Rented



	0-2 Beds	3 Beds	4 Beds	5+ Beds	Total
Jul 2023	2	2	7	5	16
Jul 2022	2	3	5	1	11

Average Number of Days on Market



	0-2 Beds	3 Beds	4 Beds	5+ Beds
Jul 2023	10	44	41	15
Jul 2022	20	14	26	58



propertymanager@windermere.com

Seattle | Kirkland | windermere-pm.com | 206.621.2037

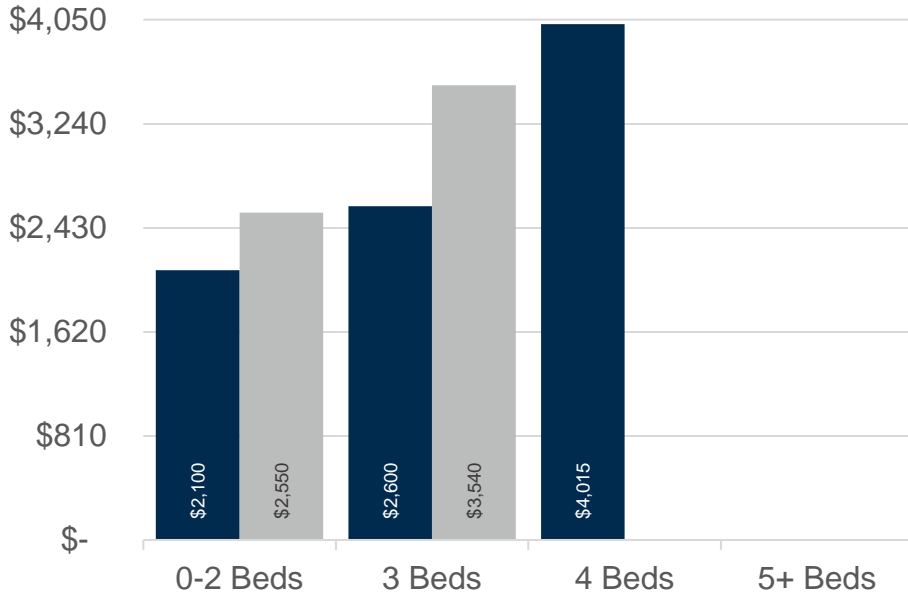
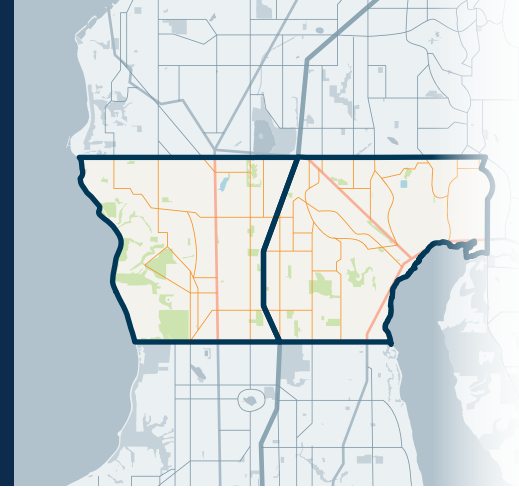


715&720

Richmond Beach/Shoreline, LF Park

NORTH OF SEATTLE


JULY 2023 | NWMLS Monthly Rental Data



Average Rental Price

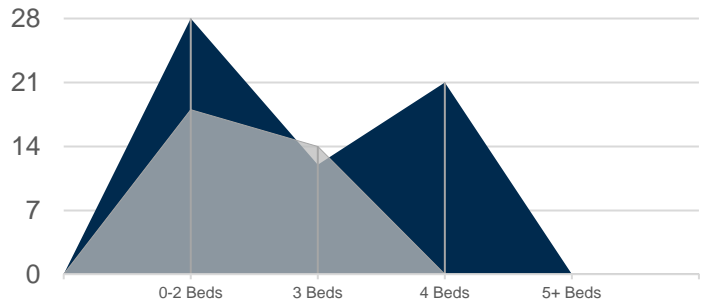
Beds	Jul 2023	Jul 2022	Change
0-2	\$2,100	\$2,550	-18% ↓
3	\$2,600	\$3,540	-27% ↓
4	\$4,015	\$-	n/a
5+	\$-	\$-	n/a

Number of Units Rented



	0-2 Beds	3 Beds	4 Beds	5+ Beds	Total
Jul 2023	2	1	2	0	5
Jul 2022	2	5	0	0	7

Average Number of Days on Market



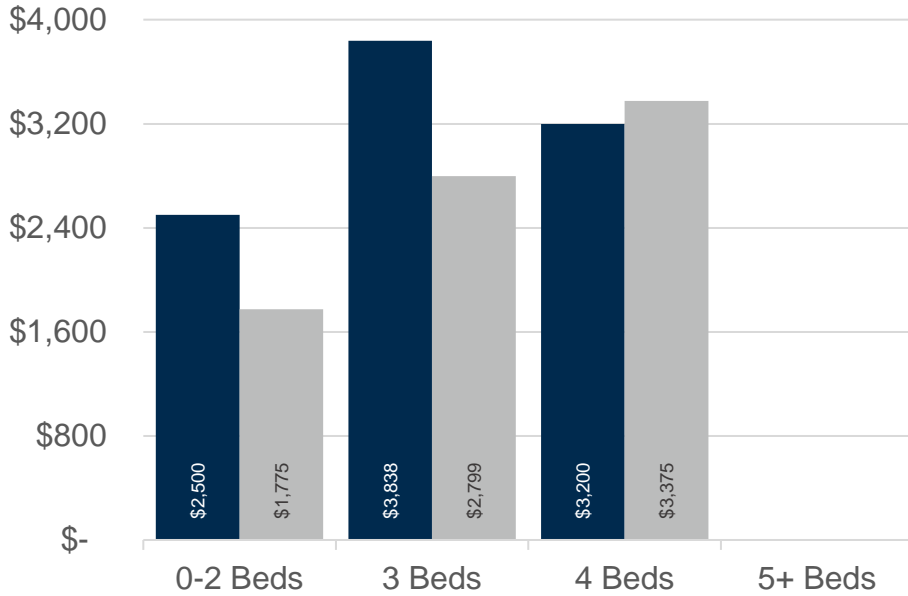
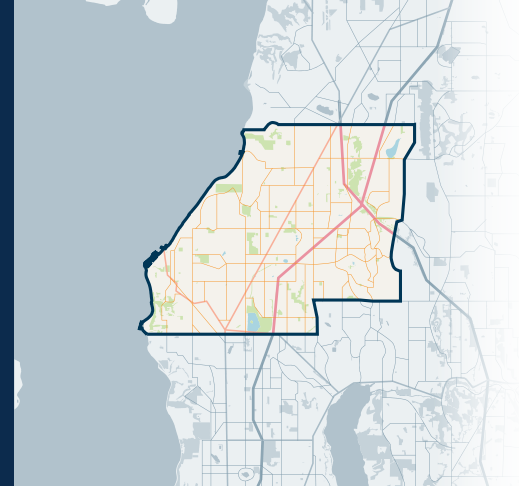
	0-2 Beds	3 Beds	4 Beds	5+ Beds
Jul 2023	28	12	21	n/a
Jul 2022	18	14	n/a	n/a



730
Southwest Snohomish

NORTH OF SEATTLE


JULY 2023 | NWMLS Monthly Rental Data



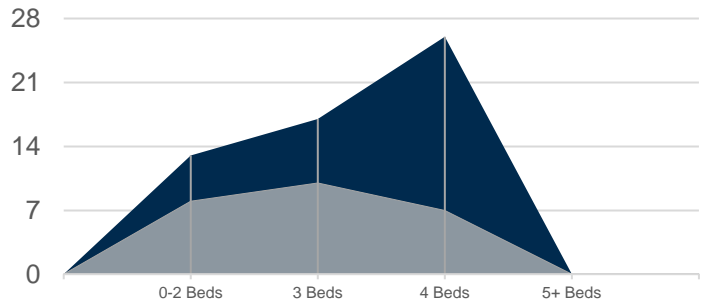
Average Rental Price

Beds	Jul 2023	Jul 2022	Change
0-2	\$2,500	\$1,775	41% ↑
3	\$3,838	\$2,799	37% ↑
4	\$3,200	\$3,375	-5% ↓
5+	\$-	\$-	n/a

Number of Units Rented



Average Number of Days on Market



	0-2 Beds	3 Beds	4 Beds	5+ Beds	Total
Jul 2023	1	4	1	0	6
Jul 2022	2	4	4	0	10

	0-2 Beds	3 Beds	4 Beds	5+ Beds
Jul 2023	13	17	26	n/a
Jul 2022	8	10	7	n/a

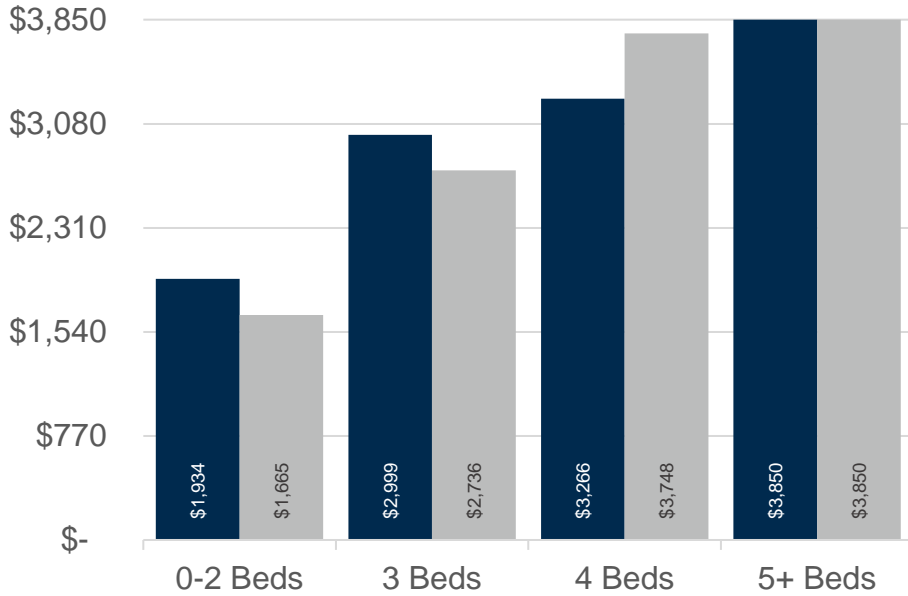


740
Everett/Mukilteo



NORTH OF SEATTLE


JULY 2023 | NWMLS Monthly Rental Data



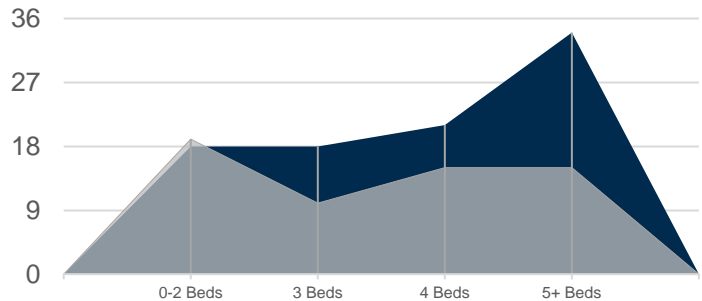
Average Rental Price

Beds	Jul 2023	Jul 2022	Change
0-2	\$1,934	\$1,665	16% ↑
3	\$2,999	\$2,736	10% ↑
4	\$3,266	\$3,748	-13% ↓
5+	\$3,850	\$3,850	0% =

Number of Units Rented



Average Number of Days on Market



	0-2 Beds	3 Beds	4 Beds	5+ Beds	Total
Jul 2023	7	7	4	2	20
Jul 2022	3	4	5	2	14

	0-2 Beds	3 Beds	4 Beds	5+ Beds
Jul 2023	18	18	21	34
Jul 2022	19	10	15	15