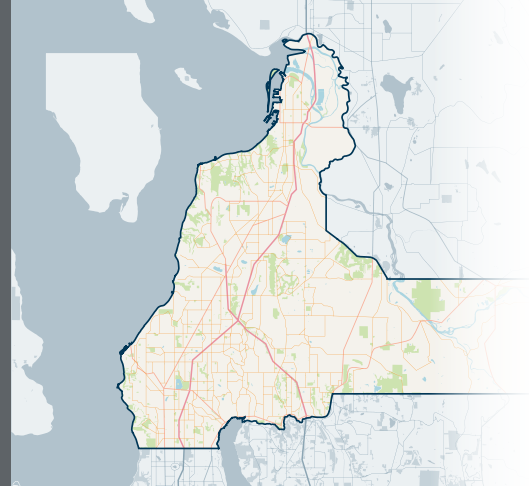




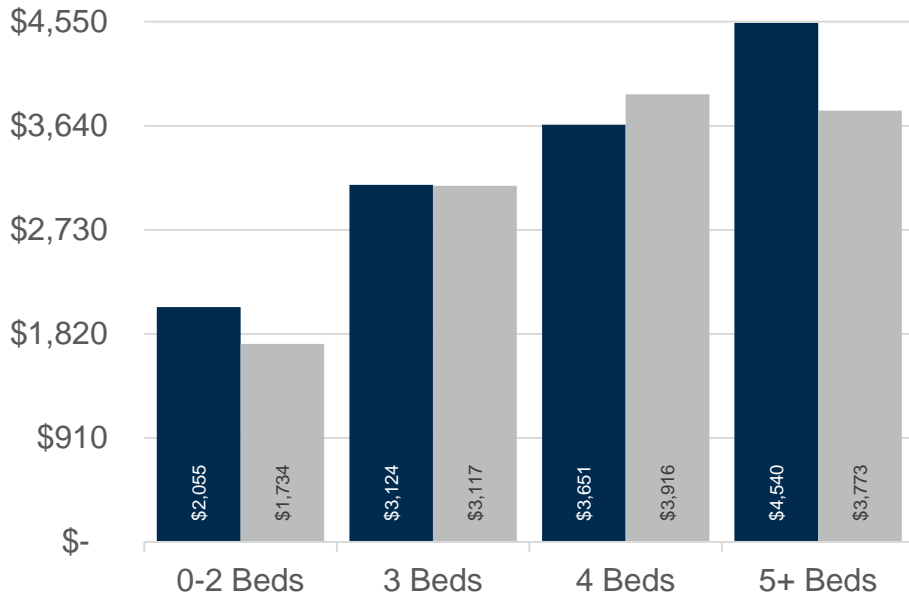
REGION

NORTH OF SEATTLE




SEPTEMBER 2023 | NWMLS Monthly Rental Data

Average Rental Price



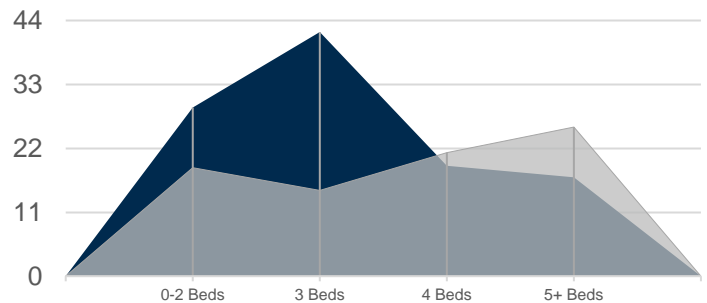
Beds	Sep 2023	Sep 2022	Change
0-2	\$2,055	\$1,734	18% ↑
3	\$3,124	\$3,117	0% ↑
4	\$3,651	\$3,916	-7% ↓
5+	\$4,540	\$3,773	20% ↑

Number of Units Rented



	0-2 Beds	3 Beds	4 Beds	5+ Beds	Total
Sep 2023	16	14	7	2	39
Sep 2022	10	17	16	6	49

Average Number of Days on Market



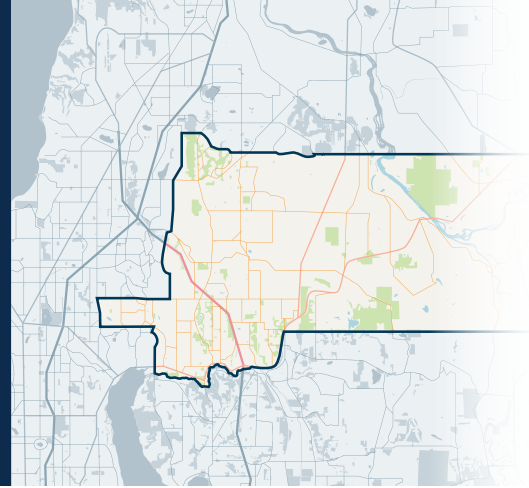
	0-2 Beds	3 Beds	4 Beds	5+ Beds
Sep 2023	29	42	19	17
Sep 2022	19	15	21	26



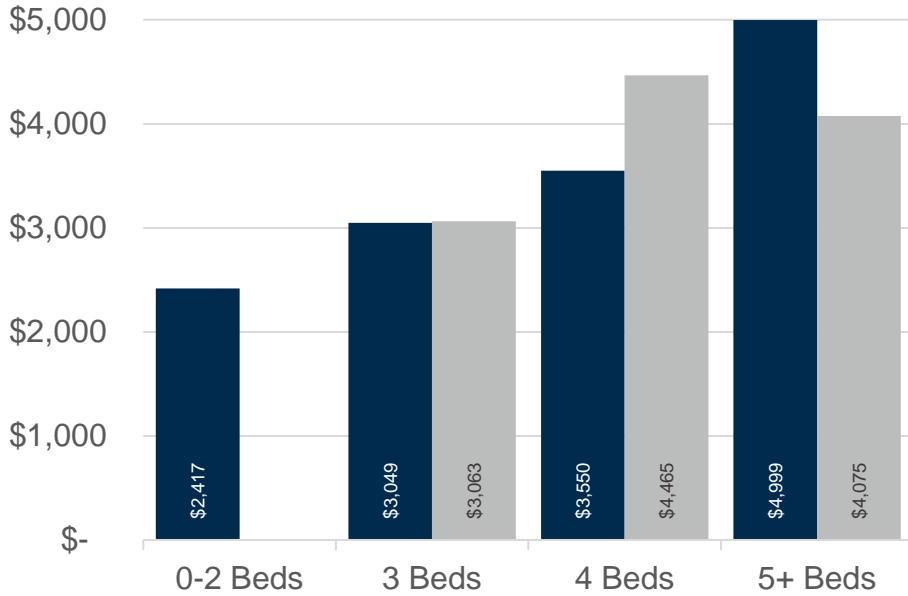
610

Southeast Snohomish

NORTH OF SEATTLE




SEPTEMBER 2023 | NWMLS Monthly Rental Data



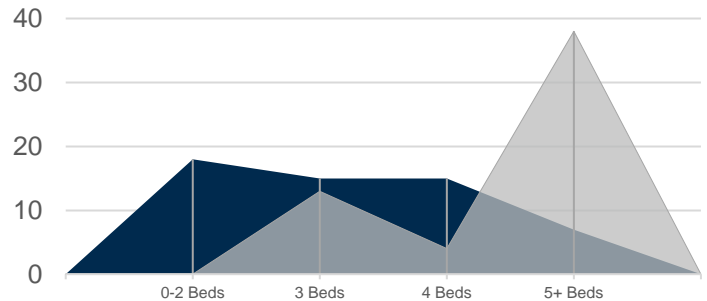
Average Rental Price

Beds	Sep 2023	Sep 2022	Change
0-2	\$2,417	\$-	n/a
3	\$3,049	\$3,063	-0% ↓
4	\$3,550	\$4,465	-20% ↓
5+	\$4,999	\$4,075	23% ↑

Number of Units Rented



Average Number of Days on Market



	0-2 Beds	3 Beds	4 Beds	5+ Beds	Total
Sep 2023	3	3	3	1	10
Sep 2022	0	4	3	4	11

	0-2 Beds	3 Beds	4 Beds	5+ Beds
Sep 2023	18	15	15	7
Sep 2022	n/a	13	4	38



propertymanager@windermere.com

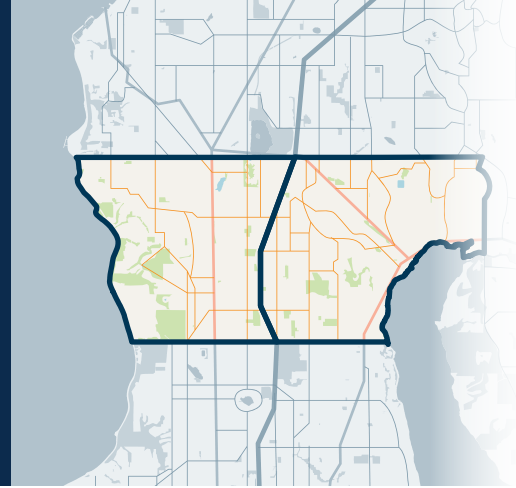
Seattle | Kirkland | windermere-pm.com | 206.621.2037



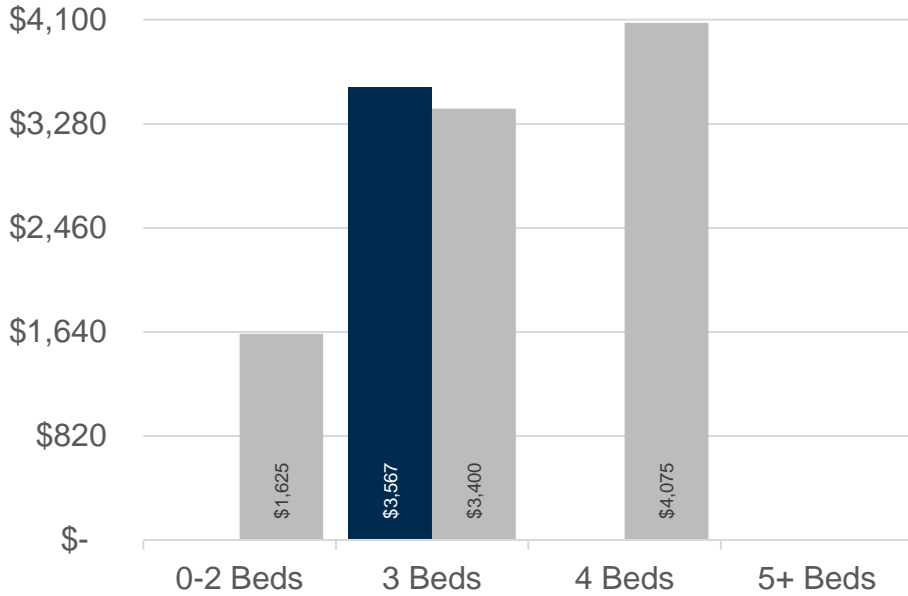
715&720

Richmond Beach/Shoreline, LF Park

NORTH OF SEATTLE




SEPTEMBER 2023 | NWMLS Monthly Rental Data



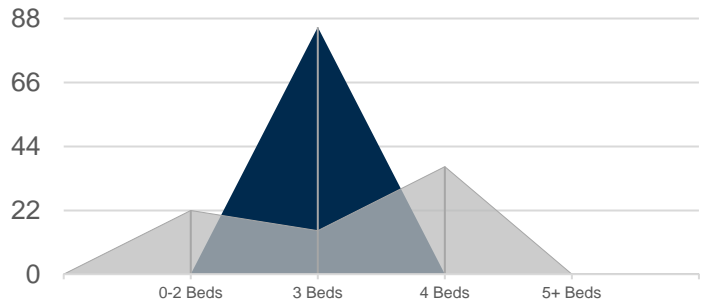
Average Rental Price

Beds	Sep 2023	Sep 2022	Change
0-2	\$-	\$1,625	n/a
3	\$3,567	\$3,400	5% ↑
4	\$-	\$4,075	n/a
5+	\$-	\$-	n/a

Number of Units Rented



Average Number of Days on Market

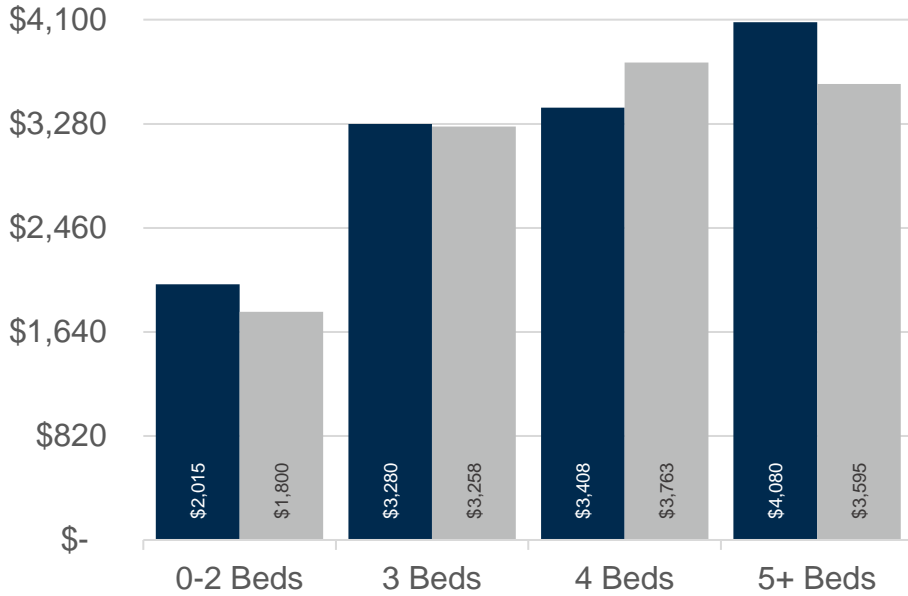
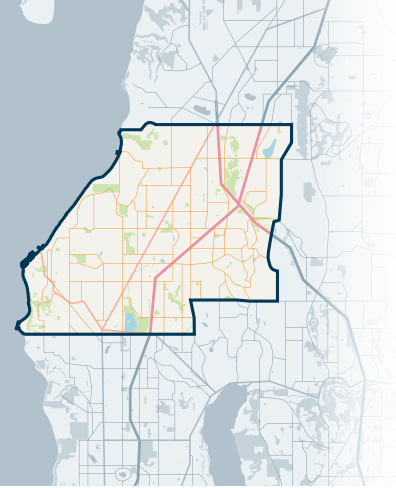


	0-2 Beds	3 Beds	4 Beds	5+ Beds	Total
Sep 2023	0	3	0	0	3
Sep 2022	2	1	2	0	5

	0-2 Beds	3 Beds	4 Beds	5+ Beds
Sep 2023	n/a	85	n/a	n/a
Sep 2022	22	15	37	n/a

NORTH OF SEATTLE


SEPTEMBER 2023 | NWMLS Monthly Rental Data



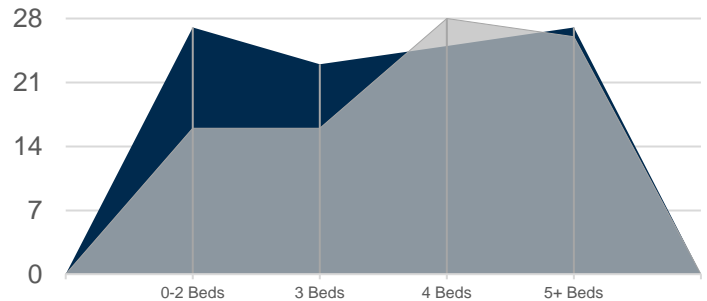
Average Rental Price

Beds	Sep 2023	Sep 2022	Change
0-2	\$2,015	\$1,800	12% ↑
3	\$3,280	\$3,258	1% ↑
4	\$3,408	\$3,763	-9% ↓
5+	\$4,080	\$3,595	13% ↑

Number of Units Rented



Average Number of Days on Market



	0-2 Beds	3 Beds	4 Beds	5+ Beds	Total
Sep 2023	6	5	3	1	15
Sep 2022	1	6	7	1	15

	0-2 Beds	3 Beds	4 Beds	5+ Beds
Sep 2023	27	23	25	27
Sep 2022	16	16	28	26

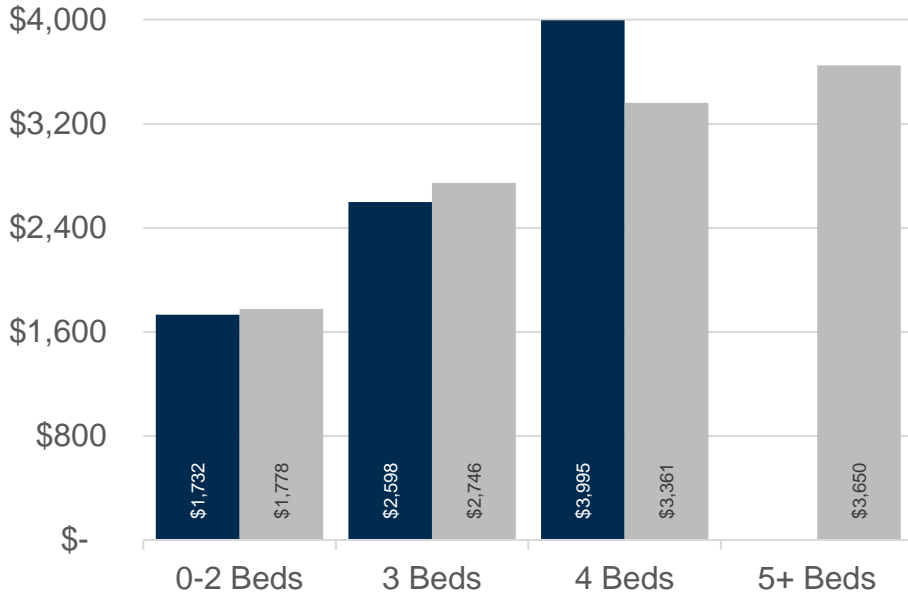


740
Everett/Mukilteo



NORTH OF SEATTLE


SEPTEMBER 2023 | NWMLS Monthly Rental Data



Average Rental Price

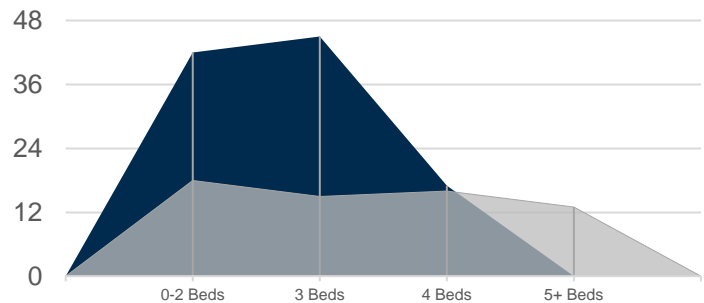
Beds	Sep 2023	Sep 2022	Change
0-2	\$1,732	\$1,778	-3% ↓
3	\$2,598	\$2,746	-5% ↓
4	\$3,995	\$3,361	19% ↑
5+	\$-	\$3,650	n/a

Number of Units Rented



	0-2 Beds	3 Beds	4 Beds	5+ Beds	Total
Sep 2023	7	3	1	0	11
Sep 2022	7	6	4	1	18

Average Number of Days on Market



	0-2 Beds	3 Beds	4 Beds	5+ Beds
Sep 2023	42	45	17	n/a
Sep 2022	18	15	16	13