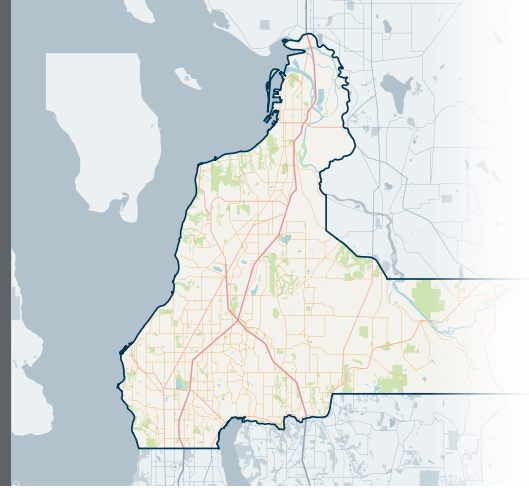




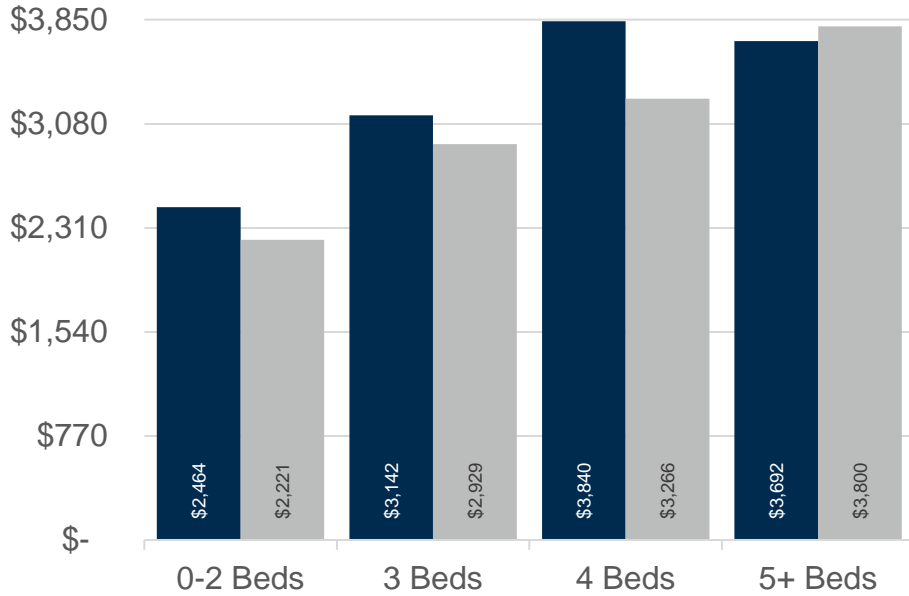
REGION

NORTH OF SEATTLE



OCTOBER 2023 | NWMLS Monthly Rental Data

Average Rental Price



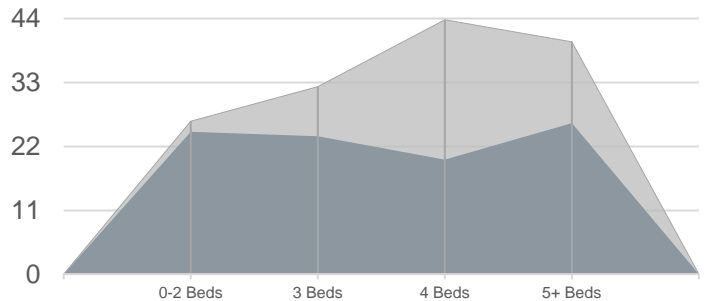
Beds	Oct 2023	Oct 2022	Change
0-2	\$2,464	\$2,221	11% ↑
3	\$3,142	\$2,929	7% ↑
4	\$3,840	\$3,266	18% ↑
5+	\$3,692	\$3,800	-3% ↓

Number of Units Rented



	0-2 Beds	3 Beds	4 Beds	5+ Beds	Total
Oct 2023	16	17	7	4	44
Oct 2022	5	14	16	1	36

Average Number of Days on Market



	0-2 Beds	3 Beds	4 Beds	5+ Beds
Oct 2023	25	24	20	26
Oct 2022	26	32	44	40



propertymanager@windermere.com

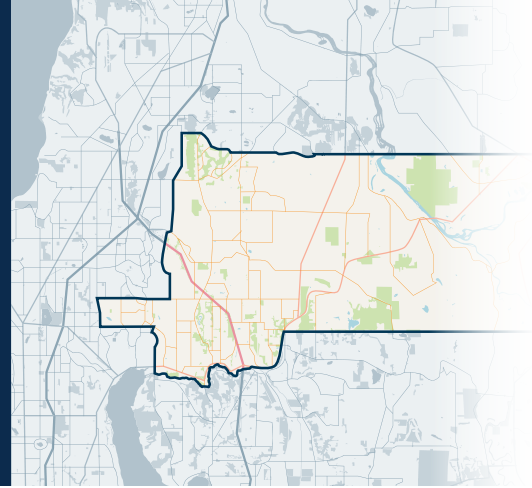
Seattle | Kirkland | windermere-pm.com | 206.621.2037



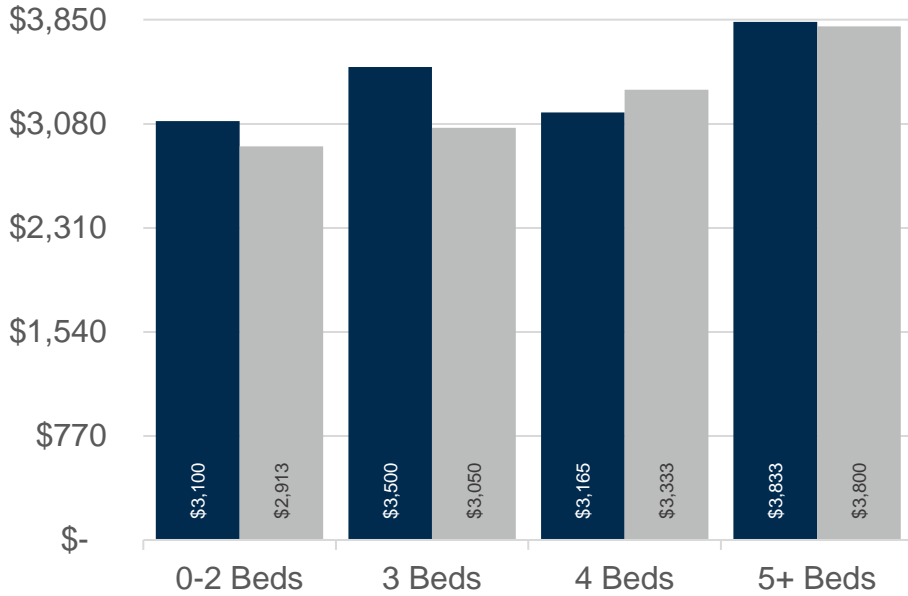
610

Southeast Snohomish

NORTH OF SEATTLE




OCTOBER 2023 | NWMLS Monthly Rental Data



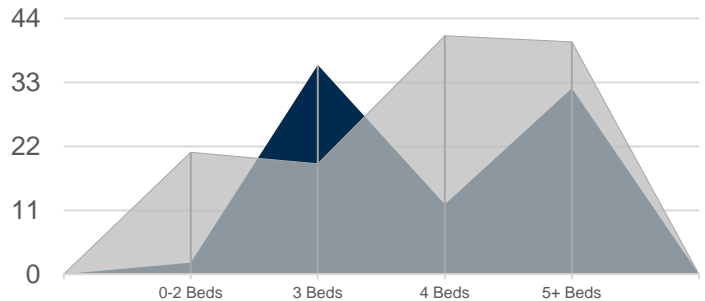
Average Rental Price

Beds	Oct 2023	Oct 2022	Change
0-2	\$3,100	\$2,913	6% ↑
3	\$3,500	\$3,050	15% ↑
4	\$3,165	\$3,333	-5% ↓
5+	\$3,833	\$3,800	1% ↑

Number of Units Rented



Average Number of Days on Market



	0-2 Beds	3 Beds	4 Beds	5+ Beds	Total
Oct 2023	1	1	3	3	8
Oct 2022	2	2	3	1	8

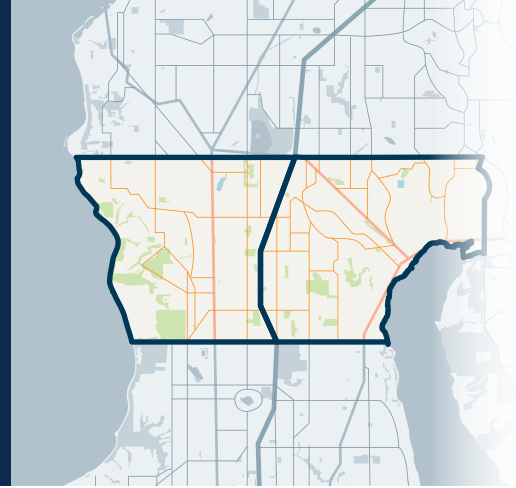
	0-2 Beds	3 Beds	4 Beds	5+ Beds
Oct 2023	2	36	12	32
Oct 2022	21	19	41	40



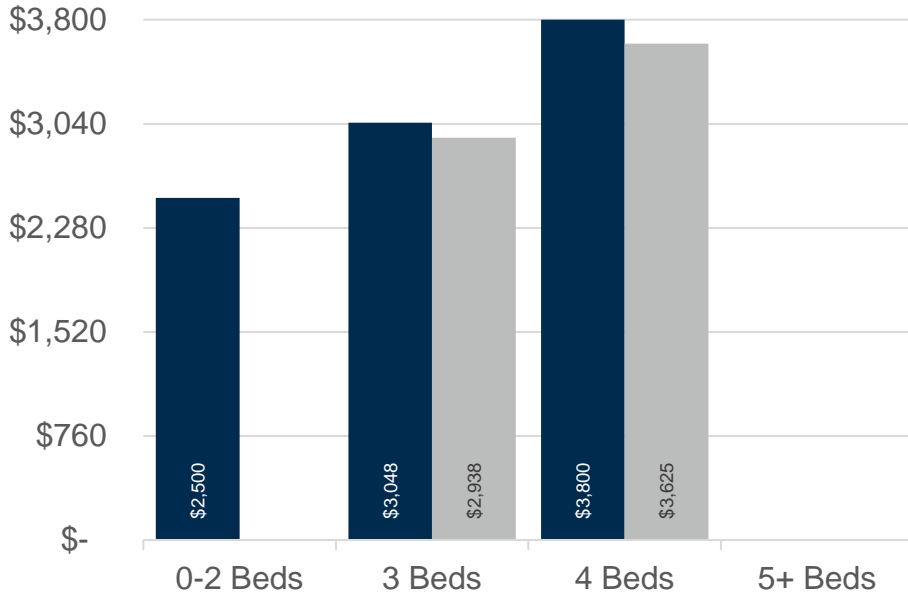
715&720

Richmond Beach/Shoreline, LF Park

NORTH OF SEATTLE




OCTOBER 2023 | NWMLS Monthly Rental Data



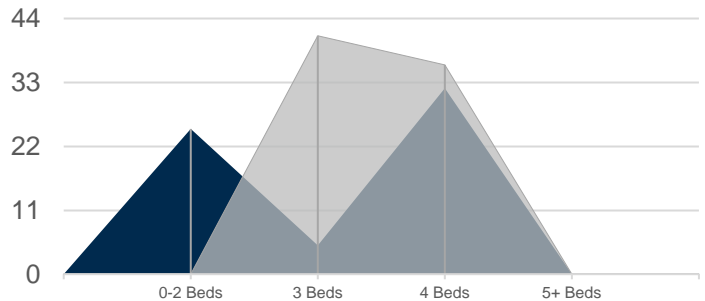
Average Rental Price

Beds	Oct 2023	Oct 2022	Change
0-2	\$2,500	\$-	n/a
3	\$3,048	\$2,938	4% ↑
4	\$3,800	\$3,625	5% ↑
5+	\$-	\$-	n/a

Number of Units Rented



Average Number of Days on Market



	0-2 Beds	3 Beds	4 Beds	5+ Beds	Total
Oct 2023	1	2	2	0	5
Oct 2022	0	4	4	0	8

	0-2 Beds	3 Beds	4 Beds	5+ Beds
Oct 2023	25	5	32	n/a
Oct 2022	n/a	41	36	n/a



propertymanager@windermere.com

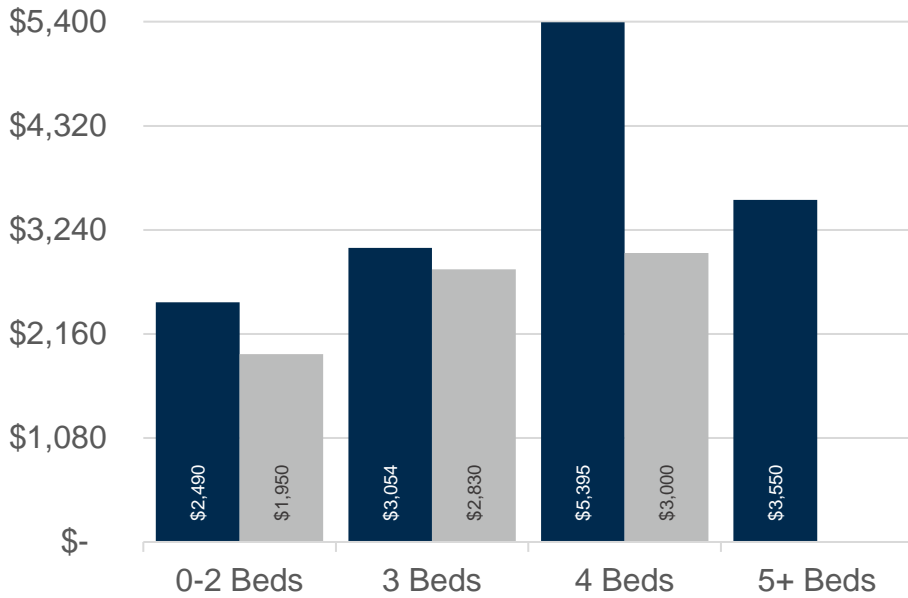
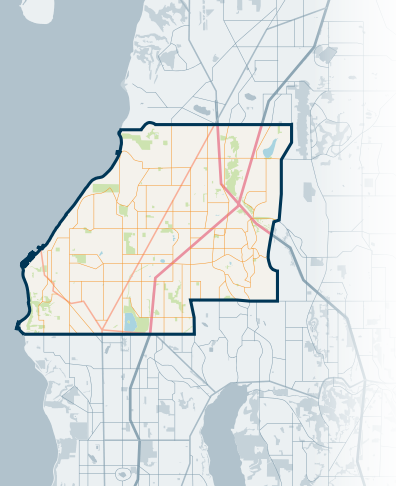
Seattle | Kirkland | windermere-pm.com | 206.621.2037



730
Southwest Snohomish

NORTH OF SEATTLE


OCTOBER 2023 | NWMLS Monthly Rental Data



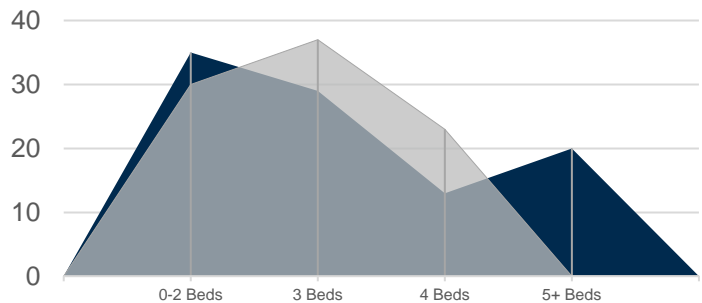
Average Rental Price

Beds	Oct 2023	Oct 2022	Change
0-2	\$2,490	\$1,950	28% ↑
3	\$3,054	\$2,830	8% ↑
4	\$5,395	\$3,000	80% ↑
5+	\$3,550	\$-	n/a

Number of Units Rented



Average Number of Days on Market



	0-2 Beds	3 Beds	4 Beds	5+ Beds	Total
Oct 2023	5	9	1	1	16
Oct 2022	2	3	2	0	7

	0-2 Beds	3 Beds	4 Beds	5+ Beds
Oct 2023	35	29	13	20
Oct 2022	30	37	23	n/a



propertymanager@windermere.com

Seattle | Kirkland | windermere-pm.com | 206.621.2037

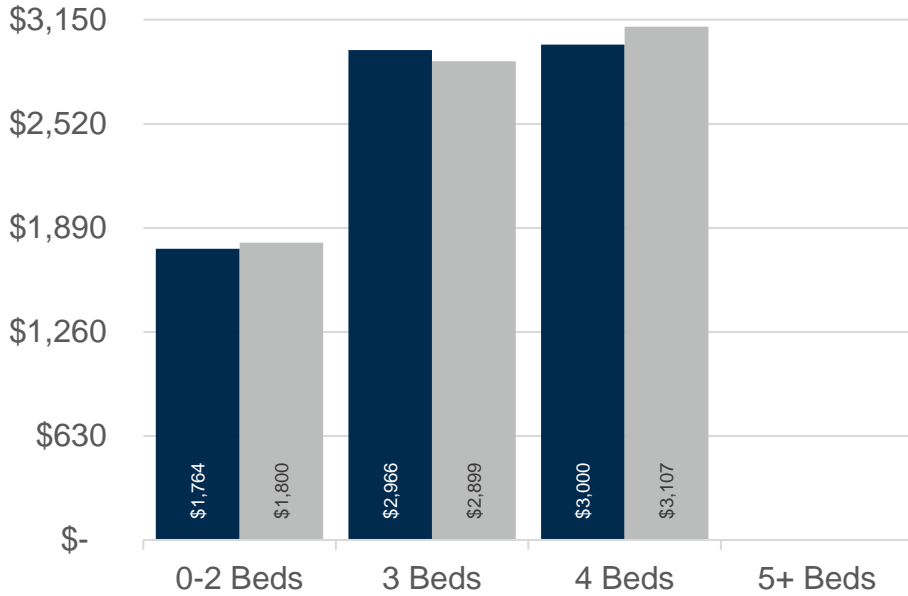


740
Everett/Mukilteo



NORTH OF SEATTLE

OCTOBER 2023 | NWMLS Monthly Rental Data



Average Rental Price

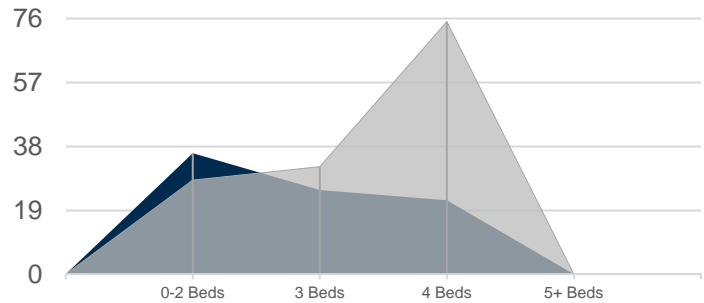
Beds	Oct 2023	Oct 2022	Change
0-2	\$1,764	\$1,800	-2% ↓
3	\$2,966	\$2,899	2% ↑
4	\$3,000	\$3,107	-3% ↓
5+	\$-	\$-	n/a

Number of Units Rented



	0-2 Beds	3 Beds	4 Beds	5+ Beds	Total
Oct 2023	9	5	1	0	15
Oct 2022	1	5	7	0	13

Average Number of Days on Market



	0-2 Beds	3 Beds	4 Beds	5+ Beds
Oct 2023	36	25	22	n/a
Oct 2022	28	32	75	n/a