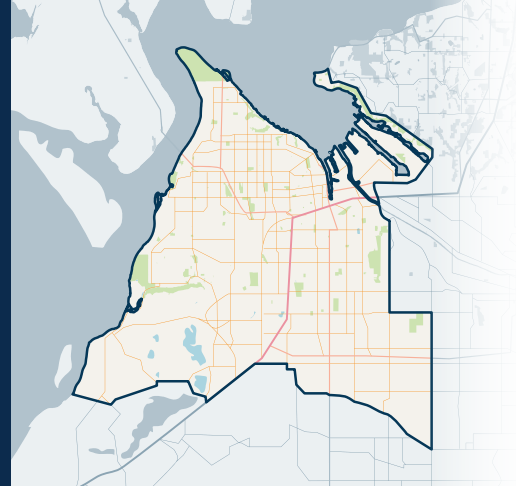




13-69&78

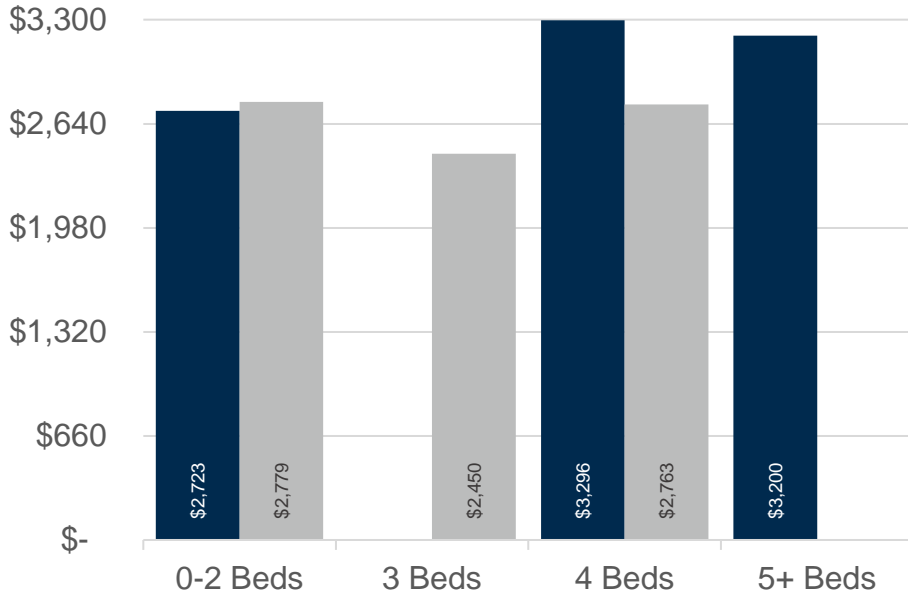
Tacoma, Lakewood & Spanaway

TACOMA METRO




OCTOBER 2023 | NWMLS Monthly Rental Data

Average Rental Price



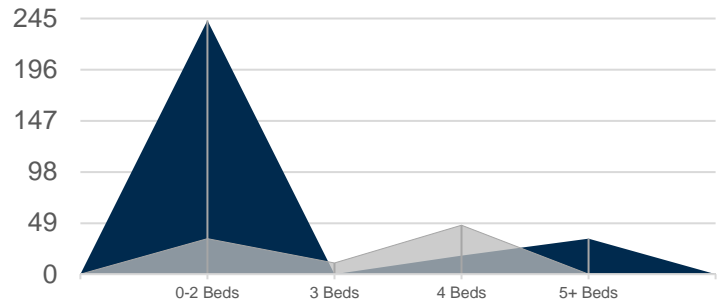
Beds	Oct 2023	Oct 2022	Change
0-2	\$2,723	\$2,779	-2% ↓
3	\$-	\$2,450	n/a
4	\$3,296	\$2,763	19% ↑
5+	\$3,200	\$-	n/a

Number of Units Rented



	0-2 Beds	3 Beds	4 Beds	5+ Beds	Total
Oct 2023	8	0	3	1	12
Oct 2022	5	4	4	0	13

Average Number of Days on Market



	0-2 Beds	3 Beds	4 Beds	5+ Beds
Oct 2023	243	n/a	18	34
Oct 2022	34	11	47	n/a