



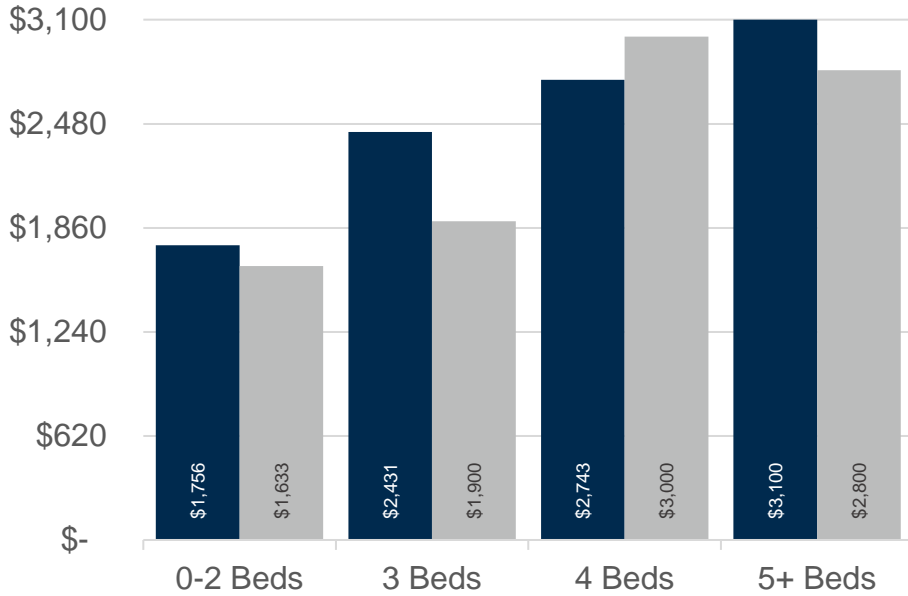
13-69&78

Tacoma, Lakewood & Spanaway

TACOMA METRO




NOVEMBER 2023 | NWMLS Monthly Rental Data



Average Rental Price

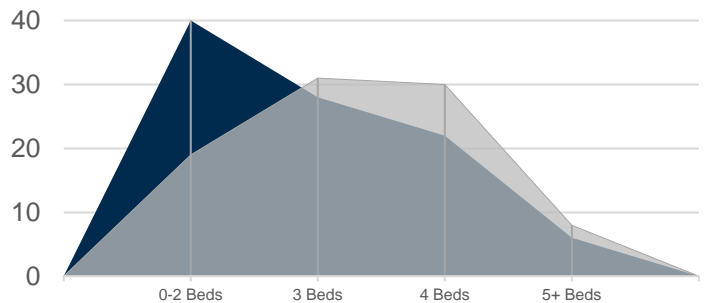
Beds	Nov 2023	Nov 2022	Change
0-2	\$1,756	\$1,633	8% ↑
3	\$2,431	\$1,900	28% ↑
4	\$2,743	\$3,000	-9% ↓
5+	\$3,100	\$2,800	11% ↑

Number of Units Rented



	0-2 Beds	3 Beds	4 Beds	5+ Beds	Total
Nov 2023	4	8	3	1	16
Nov 2022	3	4	3	1	11

Average Number of Days on Market



	0-2 Beds	3 Beds	4 Beds	5+ Beds
Nov 2023	40	28	22	6
Nov 2022	19	31	30	8