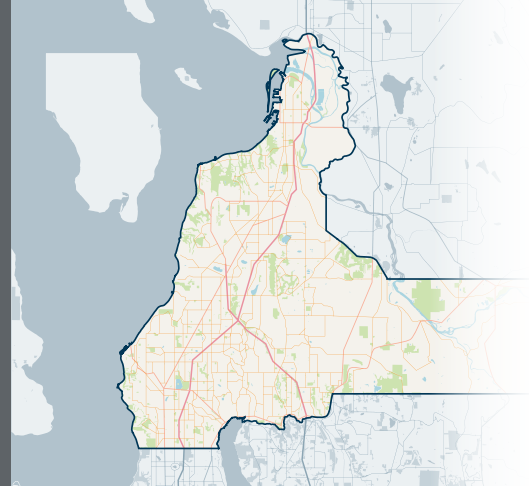




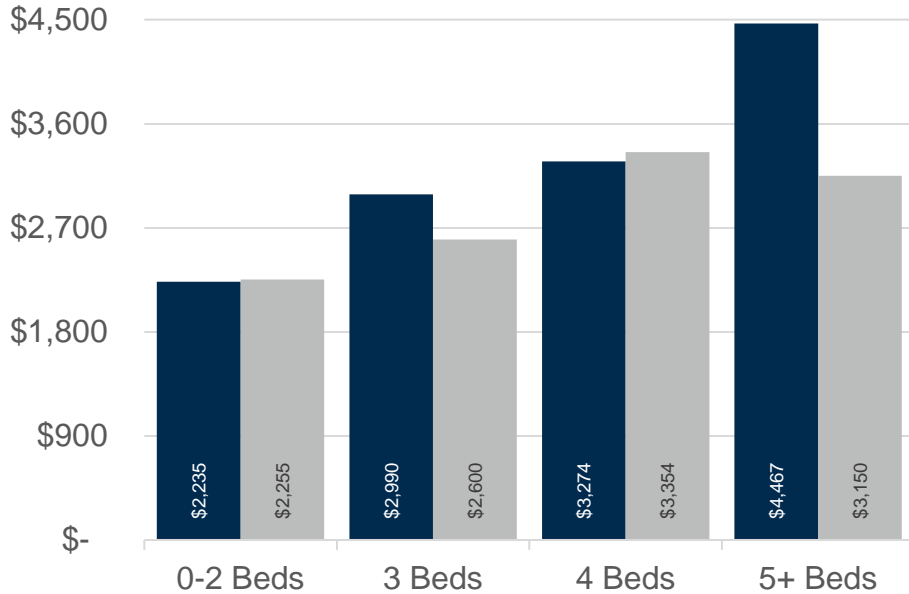
# REGION

# NORTH OF SEATTLE



DECEMBER 2023 | NWMLS Monthly Rental Data

## Average Rental Price



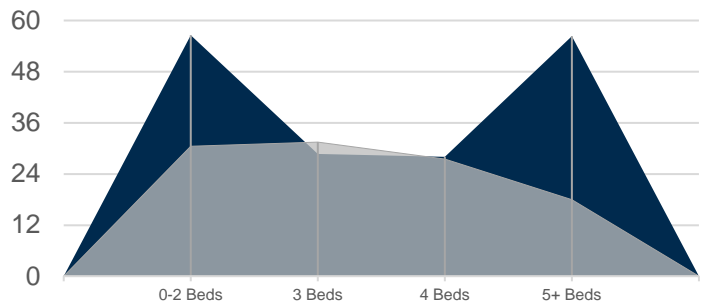
Beds	Dec 2023	Dec 2022	Change
0-2	\$2,235	\$2,255	-1% ↓
3	\$2,990	\$2,600	15% ↑
4	\$3,274	\$3,354	-2% ↓
5+	\$4,467	\$3,150	42% ↑

## Number of Units Rented



	0-2 Beds	3 Beds	4 Beds	5+ Beds	Total
Dec 2023	14	15	5	4	38
Dec 2022	14	11	7	2	34

## Average Number of Days on Market



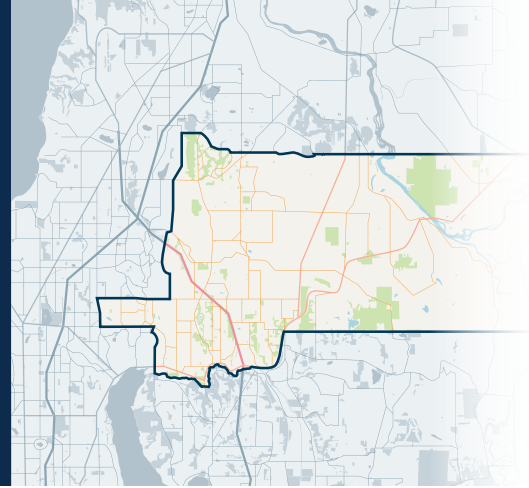
	0-2 Beds	3 Beds	4 Beds	5+ Beds
Dec 2023	57	29	28	56
Dec 2022	31	32	28	18



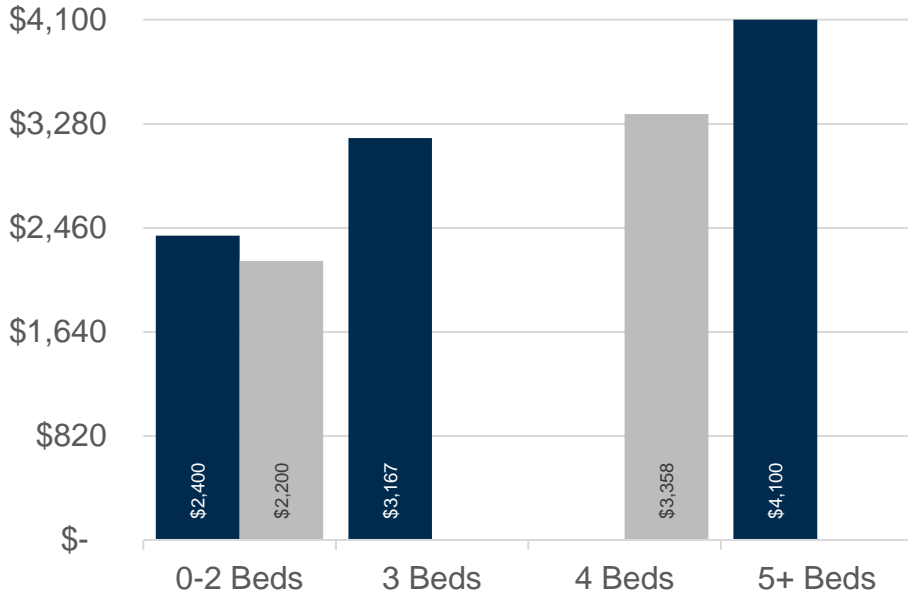
# 610

## Southeast Snohomish

# NORTH OF SEATTLE




DECEMBER 2023 | NWMLS Monthly Rental Data



### Average Rental Price

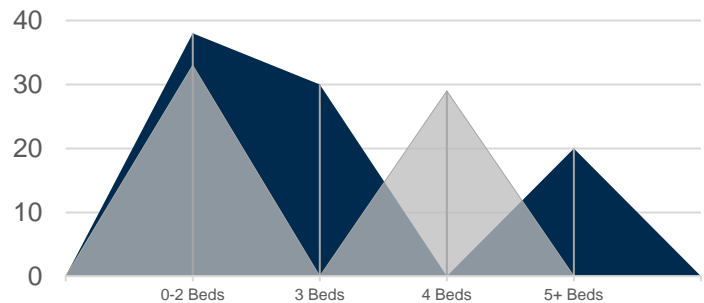
Beds	Dec 2023	Dec 2022	Change
0-2	\$2,400	\$2,200	9% ↑
3	\$3,167	\$-	n/a
4	\$-	\$3,358	n/a
5+	\$4,100	\$-	n/a

### Number of Units Rented



	0-2 Beds	3 Beds	4 Beds	5+ Beds	Total
Dec 2023	1	3	0	2	6
Dec 2022	1	0	5	0	6

### Average Number of Days on Market



	0-2 Beds	3 Beds	4 Beds	5+ Beds
Dec 2023	38	30	n/a	20
Dec 2022	33	n/a	29	n/a



[propertymanager@windermere.com](mailto:propertymanager@windermere.com)

Seattle | Kirkland | Puyallup | [windermere-pm.com](http://windermere-pm.com) | 206.621.2037

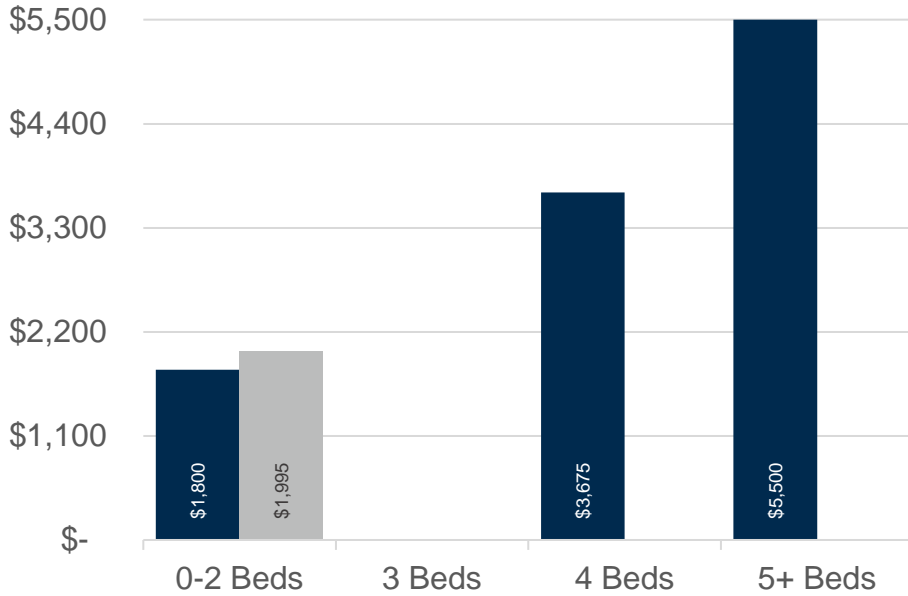
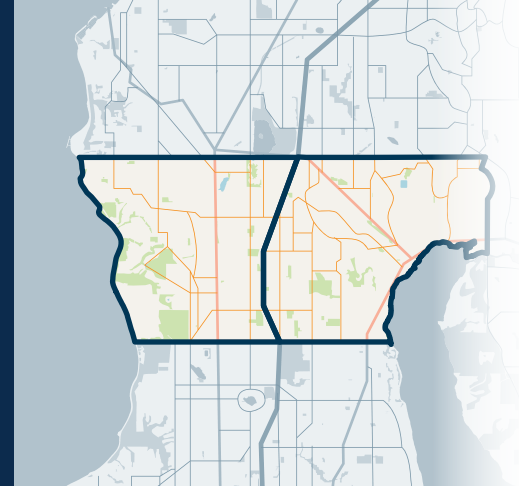


# 715&720

Richmond Beach/Shoreline, LF Park

# NORTH OF SEATTLE


DECEMBER 2023 | NWMLS Monthly Rental Data



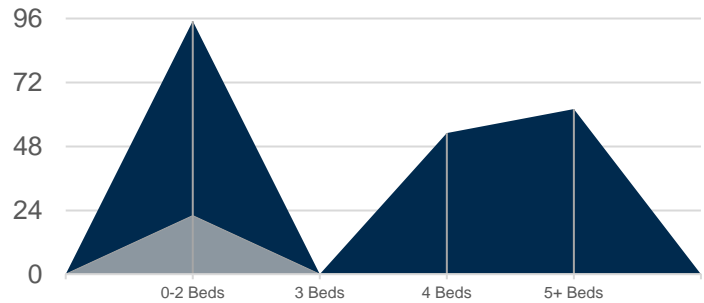
## Average Rental Price

Beds	Dec 2023	Dec 2022	Change
0-2	\$1,800	\$1,995	-10% ↓
3	\$-	\$-	n/a
4	\$3,675	\$-	n/a
5+	\$5,500	\$-	n/a

## Number of Units Rented



## Average Number of Days on Market



	0-2 Beds	3 Beds	4 Beds	5+ Beds	Total
Dec 2023	1	0	2	1	4
Dec 2022	1	0	0	0	1

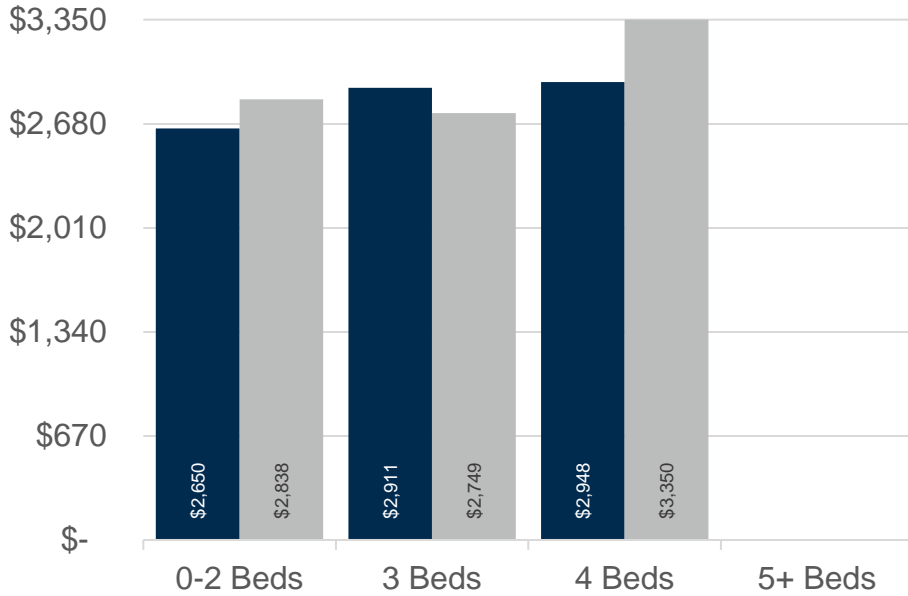
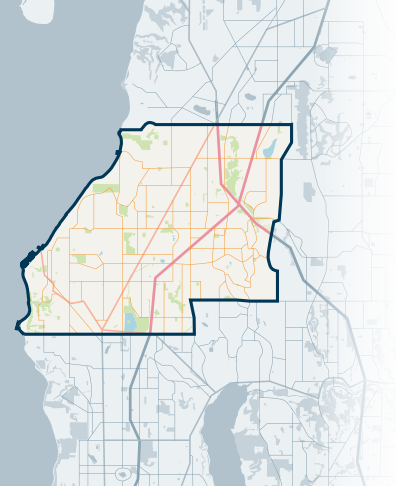
	0-2 Beds	3 Beds	4 Beds	5+ Beds
Dec 2023	95	n/a	53	62
Dec 2022	22	n/a	n/a	n/a



730 Southwest Snohomish

# NORTH OF SEATTLE


DECEMBER 2023 | NWMLS Monthly Rental Data



## Average Rental Price

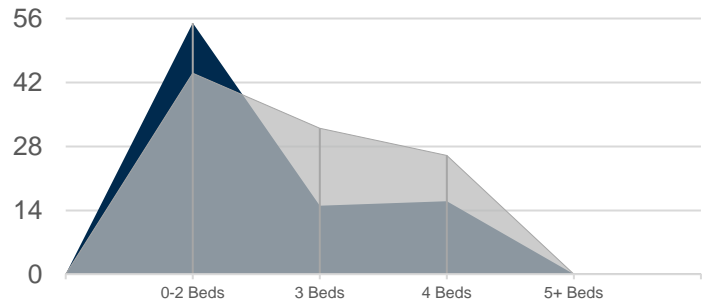
Beds	Dec 2023	Dec 2022	Change
0-2	\$2,650	\$2,838	-7% ↓
3	\$2,911	\$2,749	6% ↑
4	\$2,948	\$3,350	-12% ↓
5+	\$-	\$-	n/a

## Number of Units Rented



	0-2 Beds	3 Beds	4 Beds	5+ Beds	Total
Dec 2023	3	4	2	0	9
Dec 2022	4	4	2	0	10

## Average Number of Days on Market



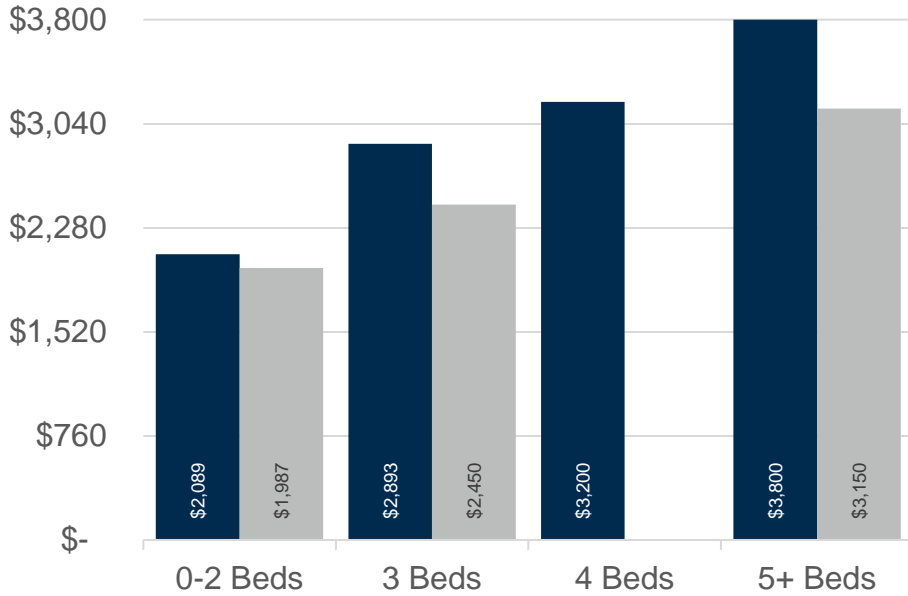
	0-2 Beds	3 Beds	4 Beds	5+ Beds
Dec 2023	55	15	16	n/a
Dec 2022	44	32	26	n/a



740  
Everett/Mukilteo

# NORTH OF SEATTLE


DECEMBER 2023 | NWMLS Monthly Rental Data



## Average Rental Price

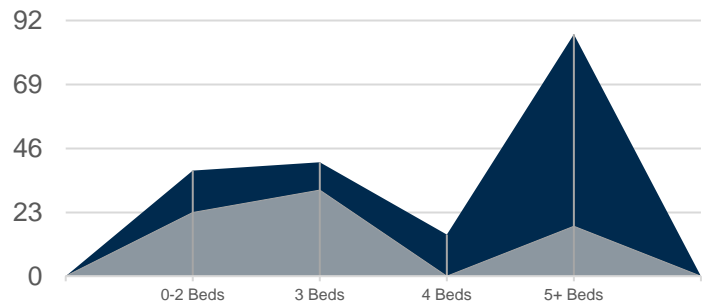
Beds	Dec 2023	Dec 2022	Change
0-2	\$2,089	\$1,987	5% ↑
3	\$2,893	\$2,450	18% ↑
4	\$3,200	\$-	n/a
5+	\$3,800	\$3,150	21% ↑

## Number of Units Rented



	0-2 Beds	3 Beds	4 Beds	5+ Beds	Total
Dec 2023	9	8	1	1	19
Dec 2022	8	7	0	2	17

## Average Number of Days on Market



	0-2 Beds	3 Beds	4 Beds	5+ Beds
Dec 2023	38	41	15	87
Dec 2022	23	31	n/a	18