

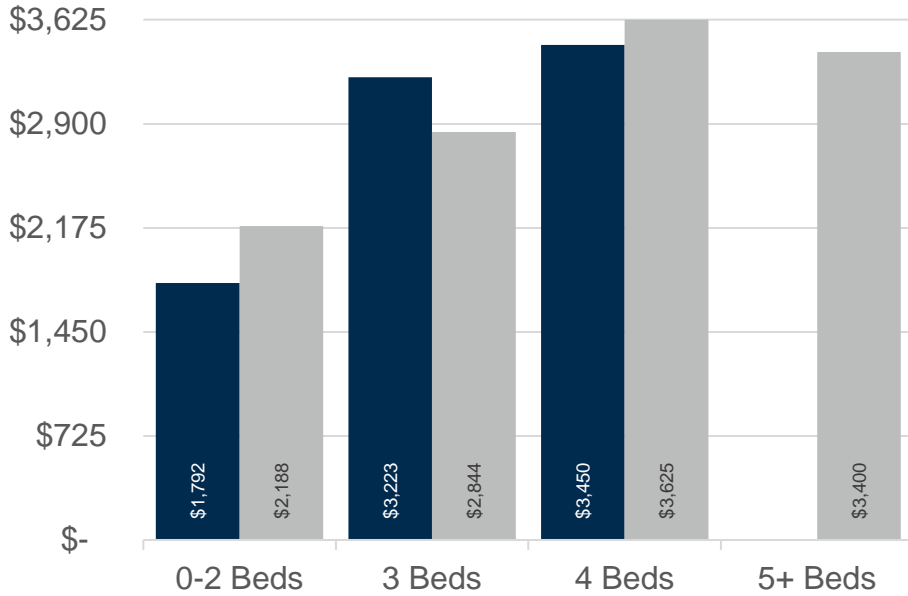


REGION

SOUTH OF SEATTLE




FEBRUARY 2024 | NWMLS Monthly Rental Data



Average Rental Price

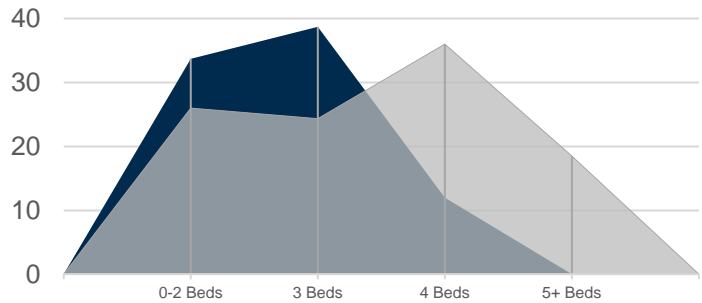
Beds	Feb 2024	Feb 2023	Change
0-2	\$1,792	\$2,188	-18% ↓
3	\$3,223	\$2,844	13% ↑
4	\$3,450	\$3,625	-5% ↓
5+	\$-	\$3,400	n/a

Number of Units Rented



	0-2 Beds	3 Beds	4 Beds	5+ Beds	Total
Feb 2024	3	4	2	0	9
Feb 2023	6	6	2	1	15

Average Number of Days on Market



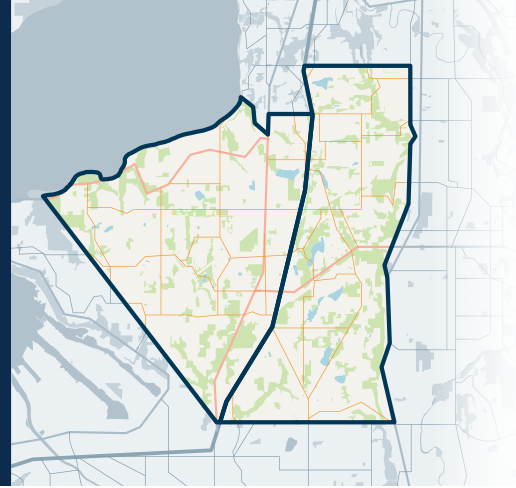
	0-2 Beds	3 Beds	4 Beds	5+ Beds
Feb 2024	27	28	73	75
Feb 2023	37	93	41	100



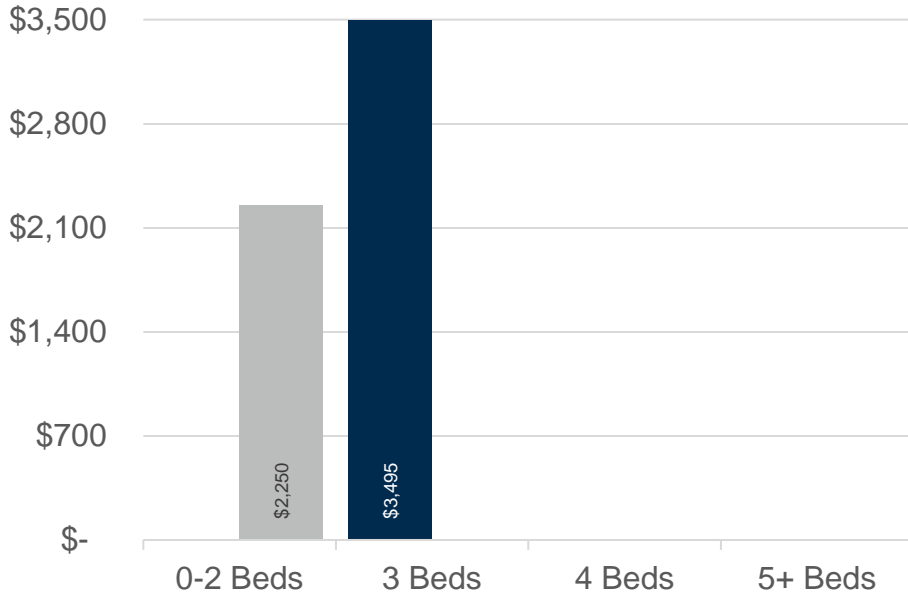
100&110

Jovita/Federal Way

SOUTH OF SEATTLE




FEBRUARY 2024 | NWMLS Monthly Rental Data



Average Rental Price

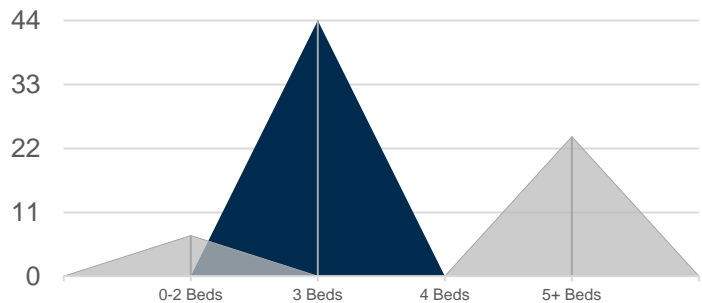
Beds	Feb 2024	Feb 2023	Change
0-2	\$-	\$2,250	n/a
3	\$3,495	\$-	n/a
4	\$-	\$-	n/a
5+	\$-	\$-	n/a

Number of Units Rented



	0-2 Beds	3 Beds	4 Beds	5+ Beds	Total
Feb 2024	0	1	0	0	1
Feb 2023	1	0	0	0	1

Average Number of Days on Market



	0-2 Beds	3 Beds	4 Beds	5+ Beds
Feb 2024	n/a	44	n/a	n/a
Feb 2023	7	n/a	n/a	24

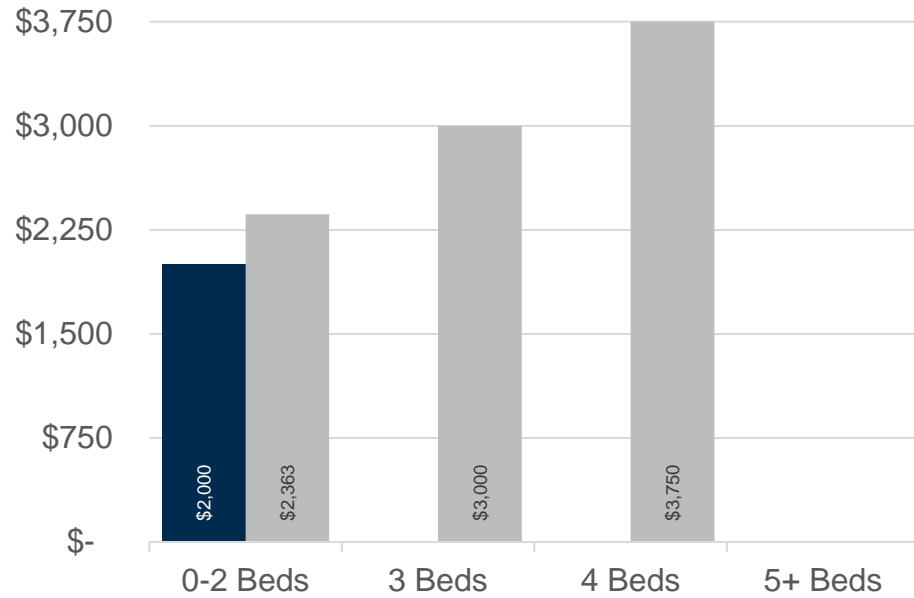
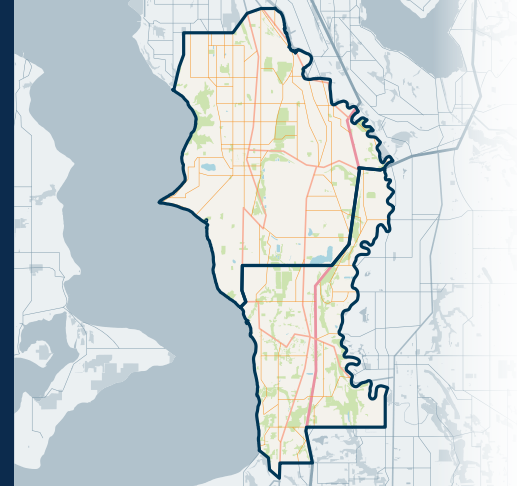


120&130

Des Moines/Redondo & Burien/Normandy

SOUTH OF SEATTLE


FEBRUARY 2024 | NWMLS Monthly Rental Data



Average Rental Price

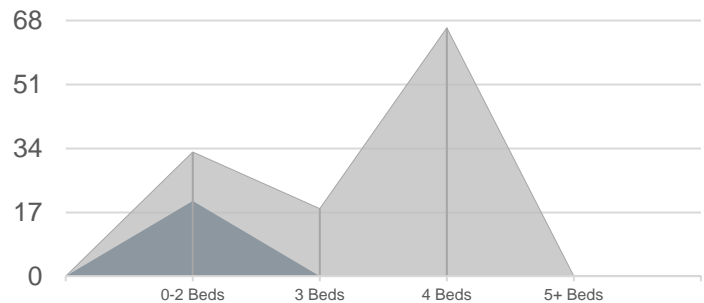
Beds	Feb 2024	Feb 2023	Change
0-2	\$2,000	\$2,363	-15% ↓
3	\$-	\$3,000	n/a
4	\$-	\$3,750	n/a
5+	\$-	\$-	n/a

Number of Units Rented



	0-2 Beds	3 Beds	4 Beds	5+ Beds	Total
Feb 2024	1	0	0	0	1
Feb 2023	2	1	1	0	4

Average Number of Days on Market



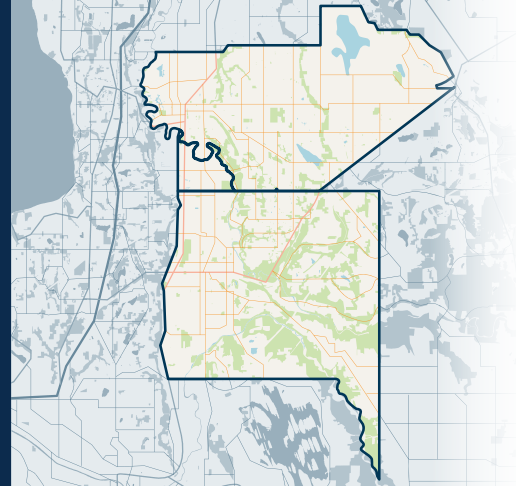
	0-2 Beds	3 Beds	4 Beds	5+ Beds
Feb 2024	20	n/a	n/a	n/a
Feb 2023	33	18	66	n/a



310&330

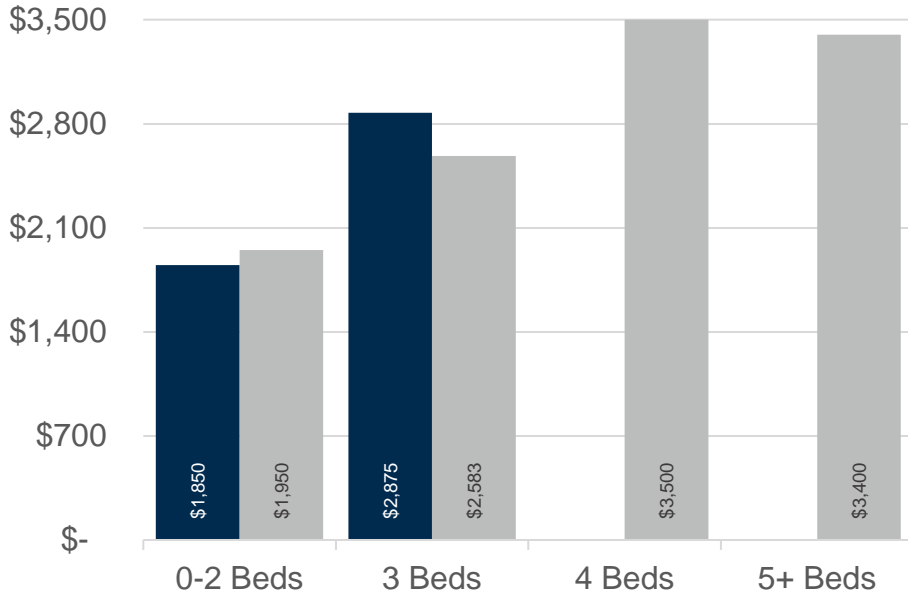
Auburn & Kent

SOUTH OF SEATTLE




FEBRUARY 2024 | NWMLS Monthly Rental Data

Average Rental Price



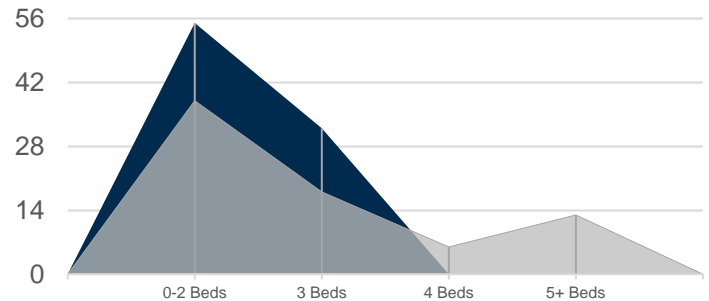
Beds	Feb 2024	Feb 2023	Change
0-2	\$1,850	\$1,950	-5% ↓
3	\$2,875	\$2,583	11% ↑
4	\$-	\$3,500	n/a
5+	\$-	\$3,400	n/a

Number of Units Rented



	0-2 Beds	3 Beds	4 Beds	5+ Beds	Total
Feb 2024	1	2	0	0	3
Feb 2023	3	3	1	1	8

Average Number of Days on Market



	0-2 Beds	3 Beds	4 Beds	5+ Beds
Feb 2024	55	32	n/a	n/a
Feb 2023	38	18	6	13



propertymanager@windermere.com

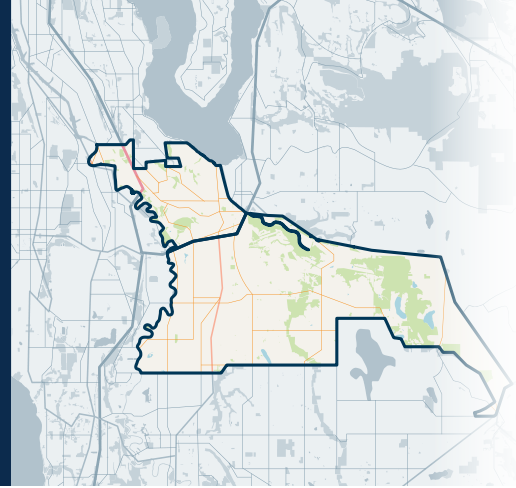
Seattle | Kirkland | Puyallup | windermere-pm.com | 206.621.2037



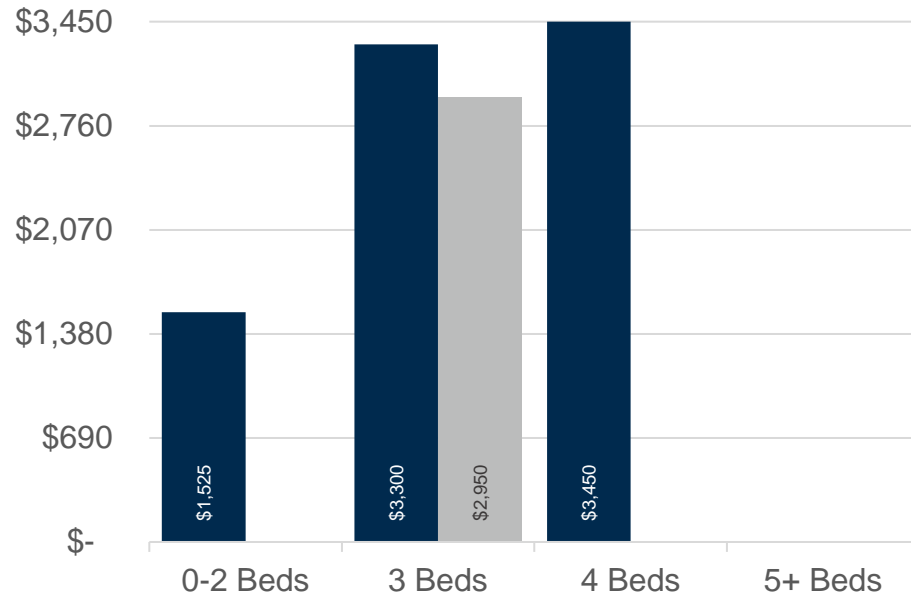
340&360

Renton/Skyway Area

SOUTH OF SEATTLE




FEBRUARY 2024 | NWMLS Monthly Rental Data



Average Rental Price

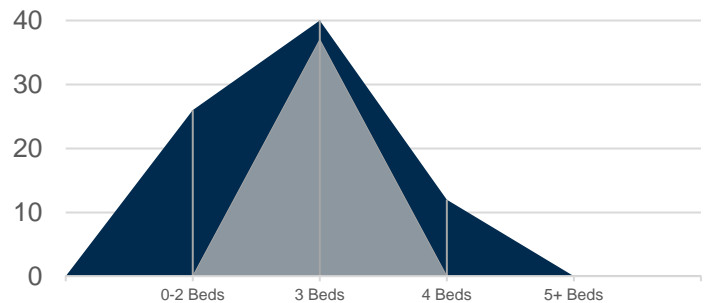
Beds	Feb 2024	Feb 2023	Change
0-2	\$1,525	\$-	n/a
3	\$3,300	\$2,950	12% ↑
4	\$3,450	\$-	n/a
5+	\$-	\$-	n/a

Number of Units Rented



	0-2 Beds	3 Beds	4 Beds	5+ Beds	Total
Feb 2024	1	1	2	0	4
Feb 2023	0	2	0	0	2

Average Number of Days on Market



	0-2 Beds	3 Beds	4 Beds	5+ Beds
Feb 2024	26	40	12	n/a
Feb 2023	n/a	37	n/a	n/a