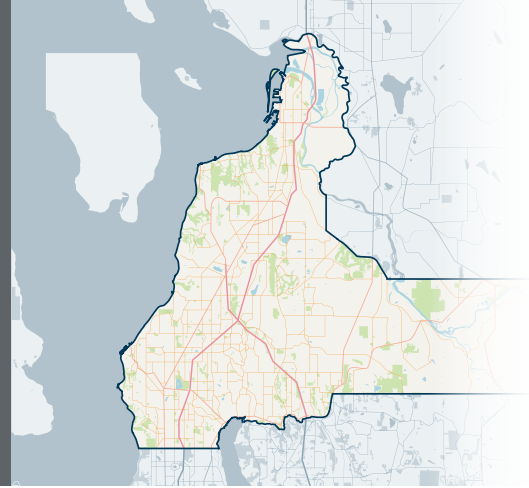




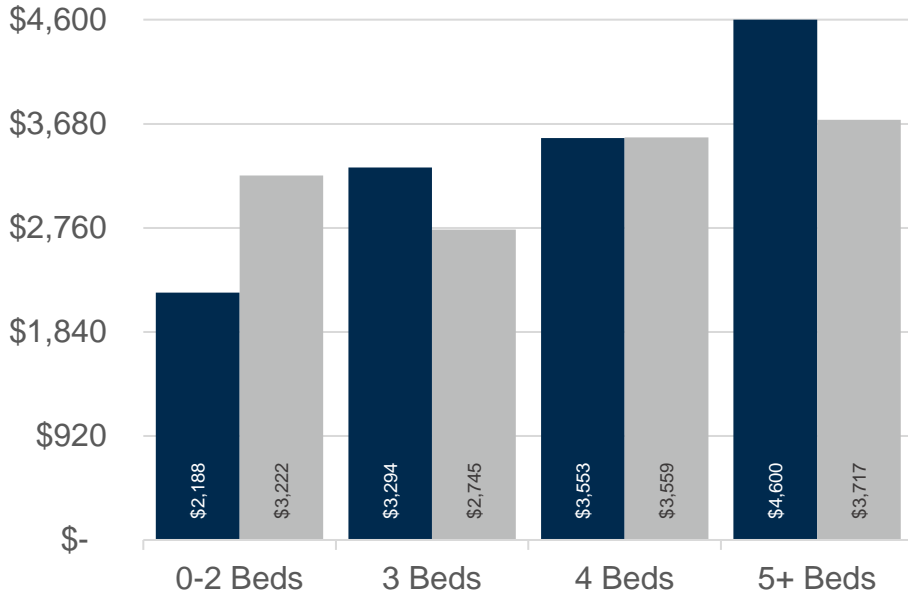
REGION

NORTH OF SEATTLE




MARCH 2024 | NWMLS Monthly Rental Data

Average Rental Price



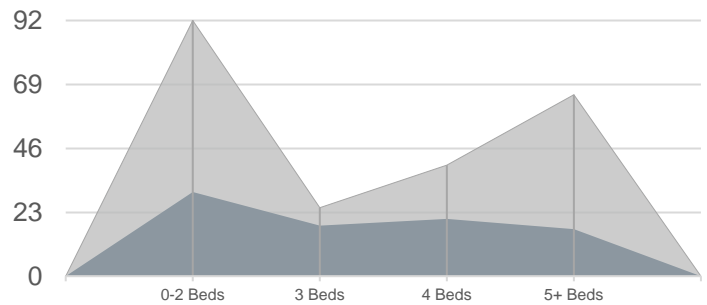
Beds	Mar 2024	Mar 2023	Change
0-2	\$2,188	\$3,222	-32% ↓
3	\$3,294	\$2,745	20% ↑
4	\$3,553	\$3,559	-0% ↓
5+	\$4,600	\$3,717	24% ↑

Number of Units Rented



	0-2 Beds	3 Beds	4 Beds	5+ Beds	Total
Mar 2024	15	9	8	2	34
Mar 2023	14	18	8	3	43

Average Number of Days on Market



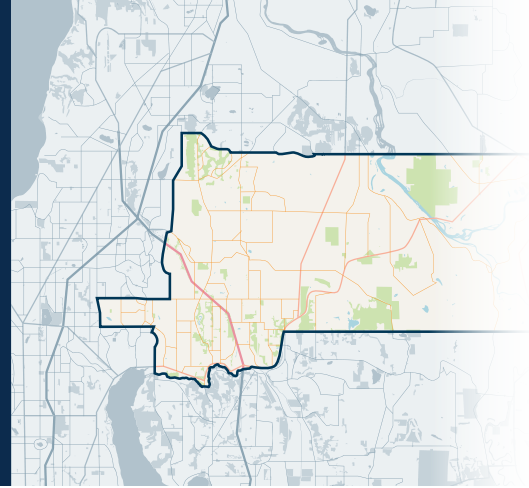
	0-2 Beds	3 Beds	4 Beds	5+ Beds
Mar 2024	30	18	21	17
Mar 2023	92	25	40	65



610

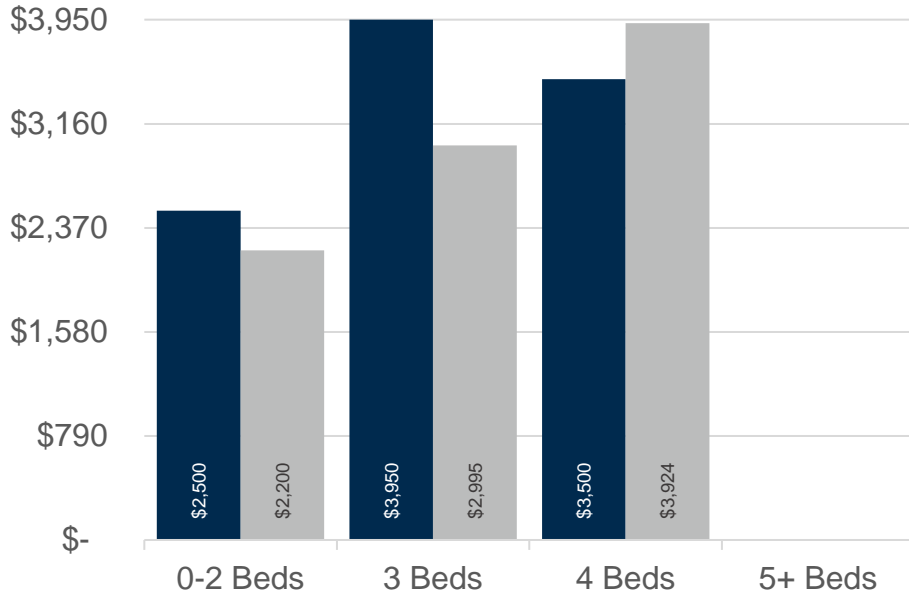
Southeast Snohomish

NORTH OF SEATTLE




MARCH 2024 | NWMLS Monthly Rental Data

Average Rental Price



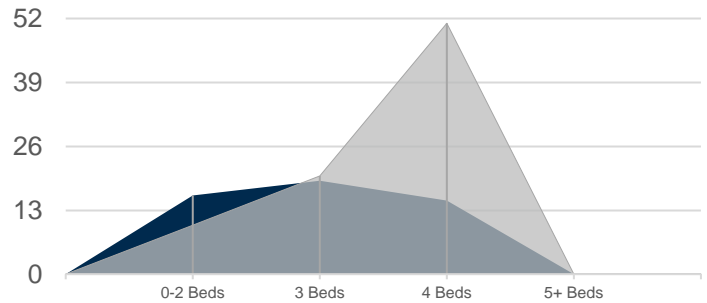
Beds	Mar 2024	Mar 2023	Change
0-2	\$2,500	\$2,200	14% ↑
3	\$3,950	\$2,995	32% ↑
4	\$3,500	\$3,924	-11% ↓
5+	\$-	\$-	n/a

Number of Units Rented



	0-2 Beds	3 Beds	4 Beds	5+ Beds	Total
Mar 2024	2	2	1	0	5
Mar 2023	1	1	4	0	6

Average Number of Days on Market



	0-2 Beds	3 Beds	4 Beds	5+ Beds
Mar 2024	16	19	15	n/a
Mar 2023	10	20	51	n/a

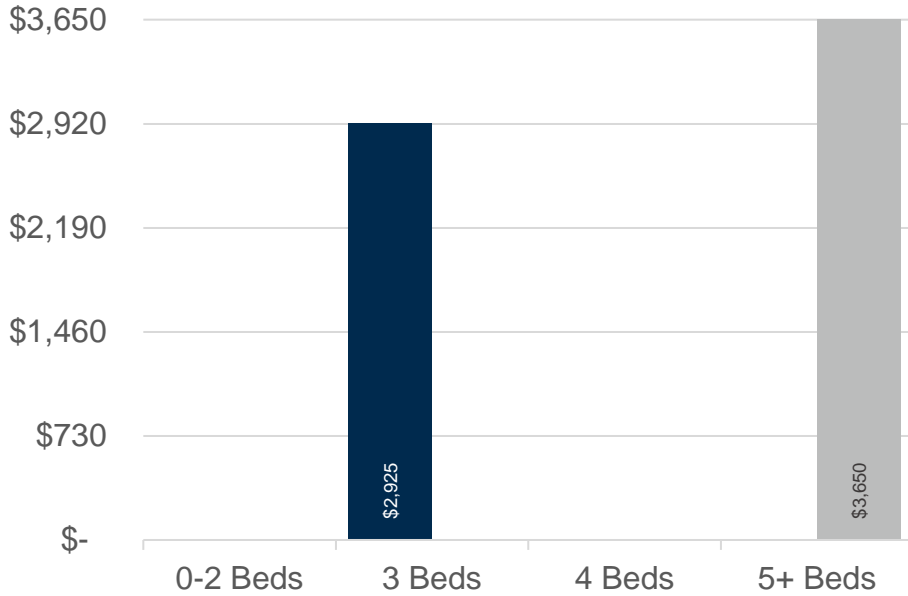
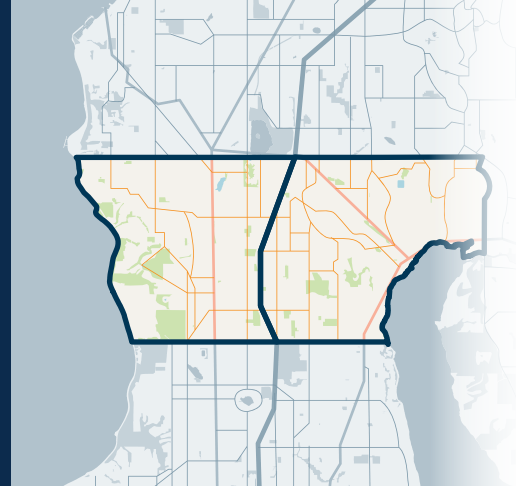


715&720

Richmond Beach/Shoreline, LF Park

NORTH OF SEATTLE


MARCH 2024 | NWMLS Monthly Rental Data



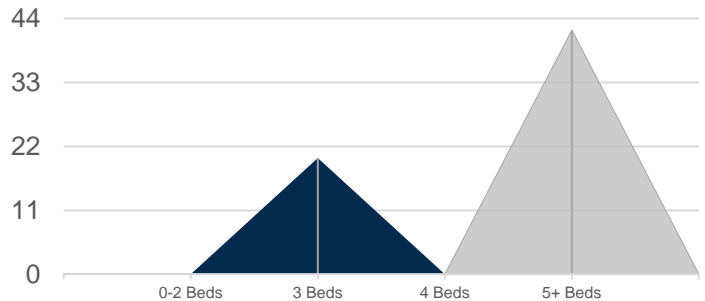
Average Rental Price

Beds	Mar 2024	Mar 2023	Change
0-2	\$-	\$-	n/a
3	\$2,925	\$-	n/a
4	\$-	\$-	n/a
5+	\$-	\$3,650	n/a

Number of Units Rented



Average Number of Days on Market



	0-2 Beds	3 Beds	4 Beds	5+ Beds	Total
Mar 2024	0	2	0	0	2
Mar 2023	0	0	0	1	1

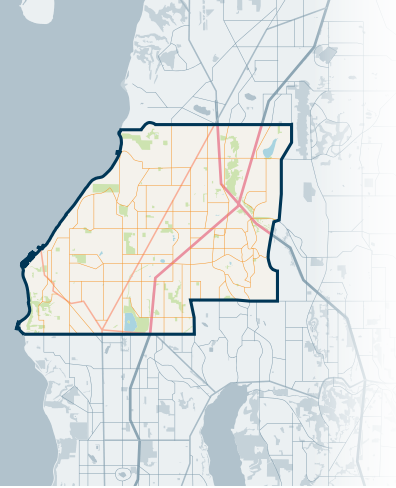
	0-2 Beds	3 Beds	4 Beds	5+ Beds
Mar 2024	n/a	20	n/a	n/a
Mar 2023	n/a	n/a	n/a	42



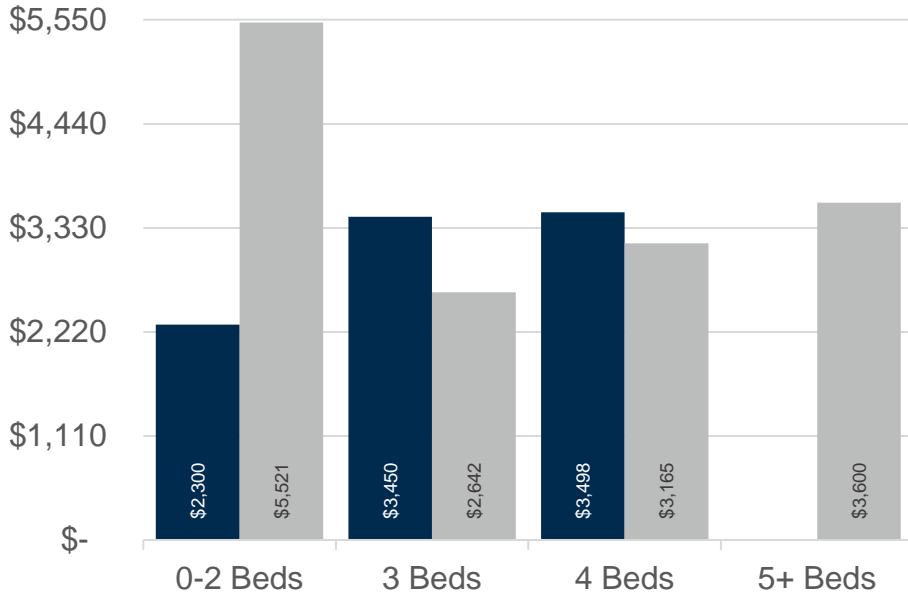
730

Southwest Snohomish

NORTH OF SEATTLE



MARCH 2024 | NWMLS Monthly Rental Data



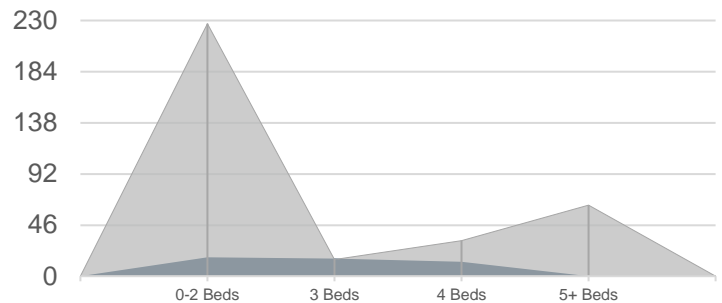
Average Rental Price

Beds	Mar 2024	Mar 2023	Change
0-2	\$2,300	\$5,521	-58% ↓
3	\$3,450	\$2,642	31% ↑
4	\$3,498	\$3,165	11% ↑
5+	\$-	\$3,600	n/a

Number of Units Rented



Average Number of Days on Market



	0-2 Beds	3 Beds	4 Beds	5+ Beds	Total
Mar 2024	4	3	3	0	10
Mar 2023	4	7	2	1	14

	0-2 Beds	3 Beds	4 Beds	5+ Beds
Mar 2024	17	16	13	n/a
Mar 2023	227	15	32	64



propertymanager@windermere.com

Seattle | Kirkland | Puyallup | windermere-pm.com | 206.621.2037

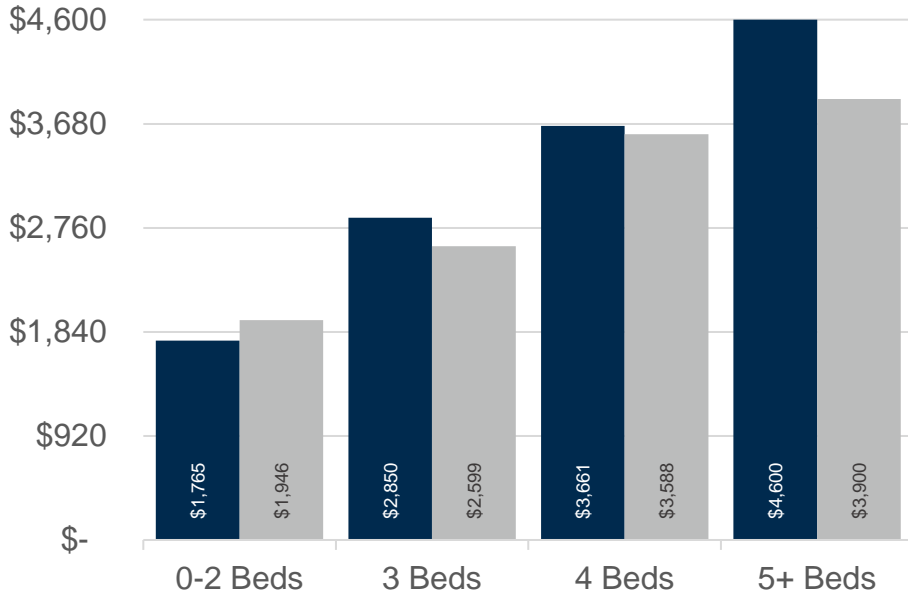


740
Everett/Mukilteo



NORTH OF SEATTLE


MARCH 2024 | NWMLS Monthly Rental Data



Average Rental Price

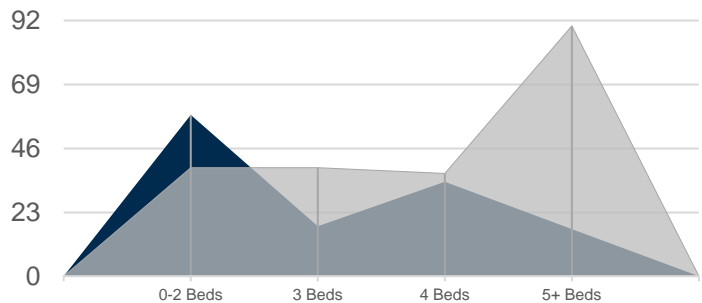
Beds	Mar 2024	Mar 2023	Change
0-2	\$1,765	\$1,946	-9% ↓
3	\$2,850	\$2,599	10% ↑
4	\$3,661	\$3,588	2% ↑
5+	\$4,600	\$3,900	18% ↑

Number of Units Rented



	0-2 Beds	3 Beds	4 Beds	5+ Beds	Total
Mar 2024	9	2	4	2	17
Mar 2023	9	10	2	1	22

Average Number of Days on Market



	0-2 Beds	3 Beds	4 Beds	5+ Beds
Mar 2024	58	18	34	17
Mar 2023	39	39	37	90