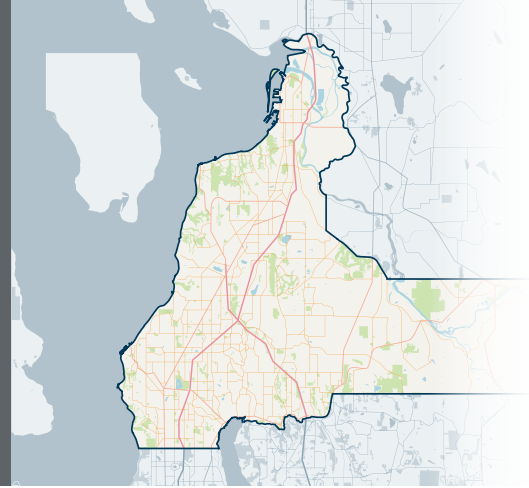




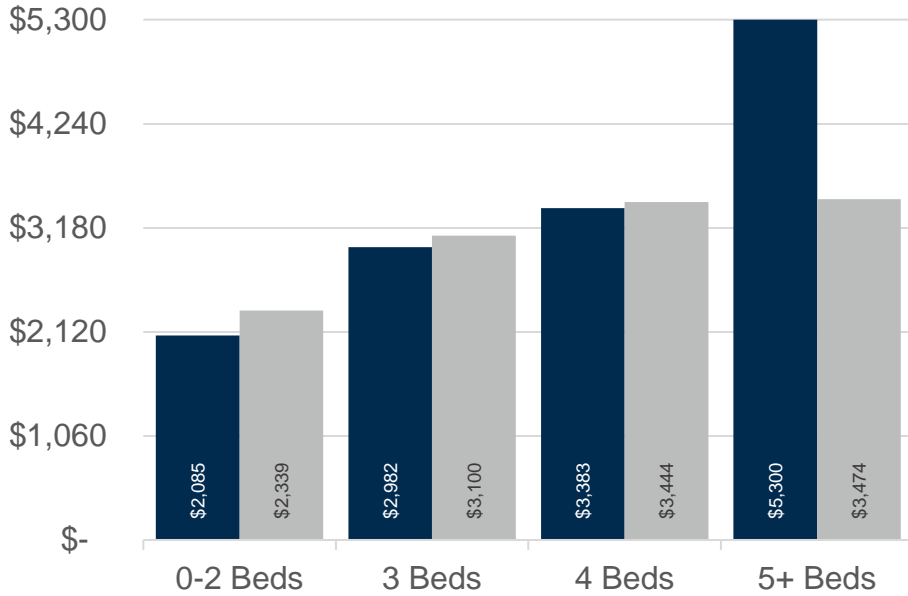
REGION

NORTH OF SEATTLE




APRIL 2024 | NWMLS Monthly Rental Data

Average Rental Price



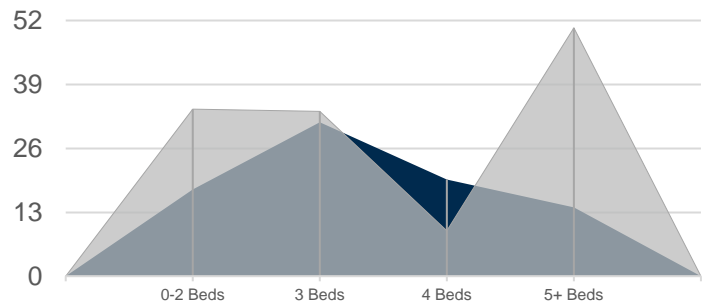
Beds	Apr 2024	Apr 2023	Change
0-2	\$2,085	\$2,339	-11% ↓
3	\$2,982	\$3,100	-4% ↓
4	\$3,383	\$3,444	-2% ↓
5+	\$5,300	\$3,474	53% ↑

Number of Units Rented



	0-2 Beds	3 Beds	4 Beds	5+ Beds	Total
Apr 2024	10	16	5	1	32
Apr 2023	13	10	9	4	36

Average Number of Days on Market



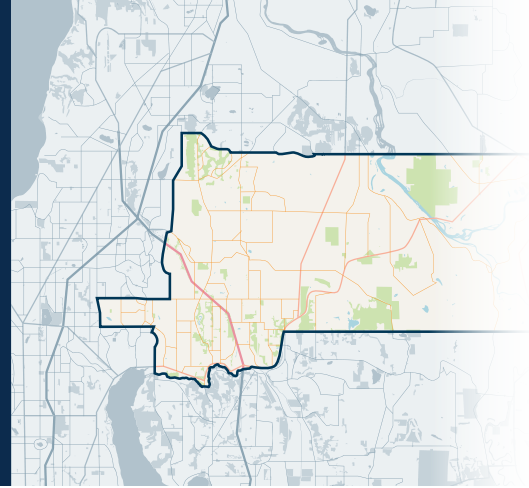
	0-2 Beds	3 Beds	4 Beds	5+ Beds
Apr 2024	18	31	20	14
Apr 2023	34	34	9	51



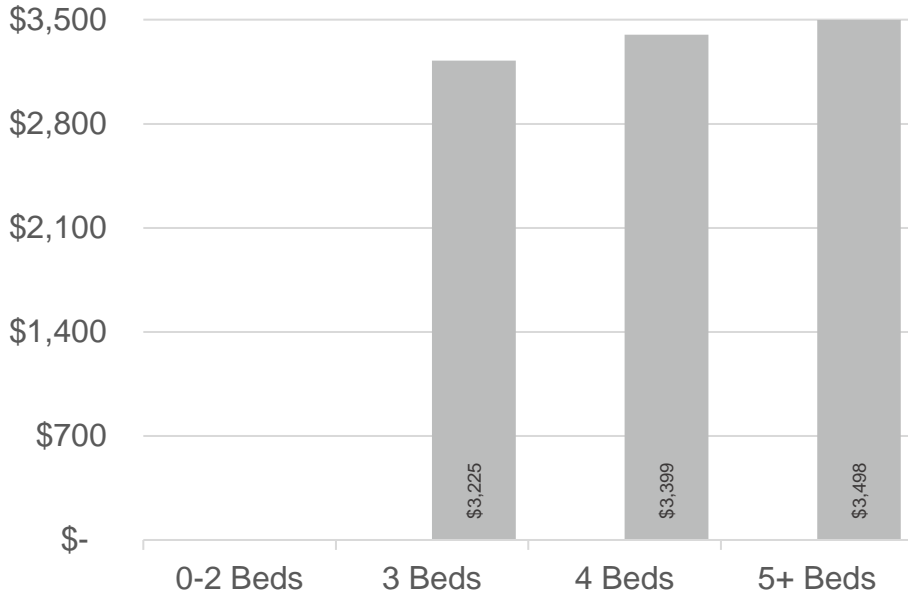
610

Southeast Snohomish

NORTH OF SEATTLE




APRIL 2024 | NWMLS Monthly Rental Data



Average Rental Price

Beds	Apr 2024	Apr 2023	Change
0-2	\$-	\$-	n/a
3	\$-	\$3,225	n/a
4	\$-	\$3,399	n/a
5+	\$-	\$3,498	n/a

Number of Units Rented



Average Number of Days on Market



	0-2 Beds	3 Beds	4 Beds	5+ Beds	Total
Apr 2024	0	0	0	0	0
Apr 2023	0	2	5	2	9

	0-2 Beds	3 Beds	4 Beds	5+ Beds
Apr 2024	n/a	n/a	n/a	n/a
Apr 2023	n/a	46	14	89



propertymanager@windermere.com

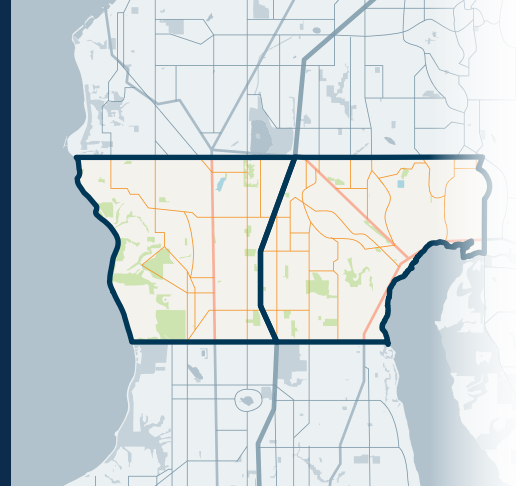
Seattle | Kirkland | Puyallup | windermere-pm.com | 206.621.2037



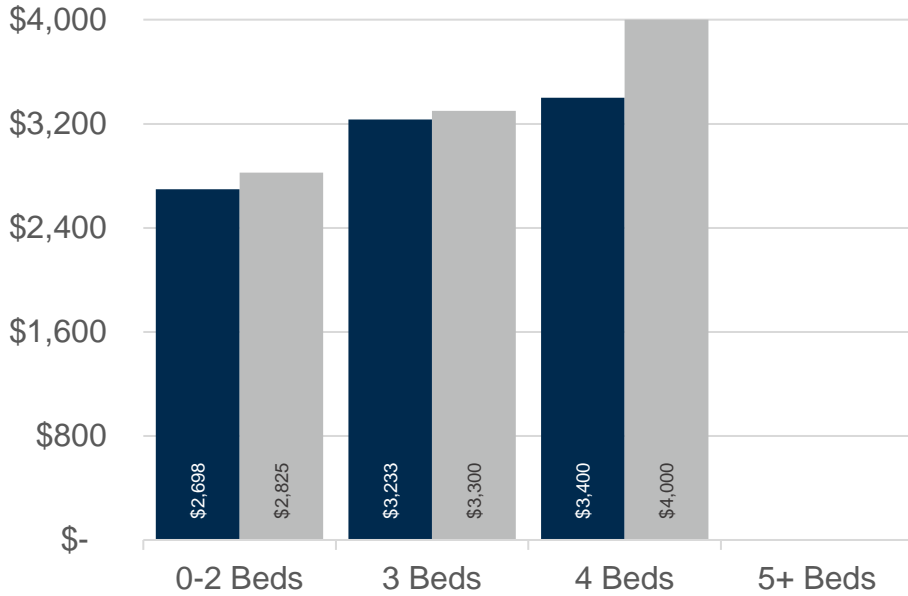
715&720

Richmond Beach/Shoreline, LF Park

NORTH OF SEATTLE




APRIL 2024 | NWMLS Monthly Rental Data



Average Rental Price

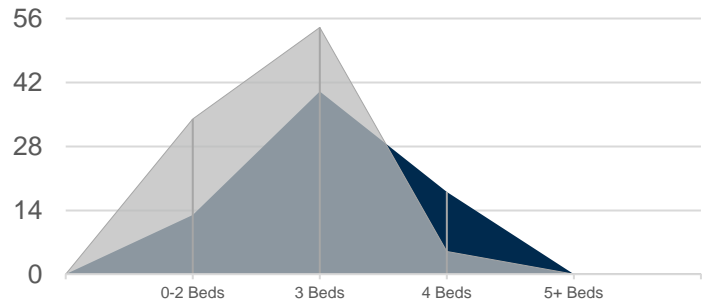
Beds	Apr 2024	Apr 2023	Change
0-2	\$2,698	\$2,825	-4% ↓
3	\$3,233	\$3,300	-2% ↓
4	\$3,400	\$4,000	-15% ↓
5+	\$-	\$-	n/a

Number of Units Rented



	0-2 Beds	3 Beds	4 Beds	5+ Beds	Total
Apr 2024	2	3	2	0	7
Apr 2023	1	1	1	0	3

Average Number of Days on Market



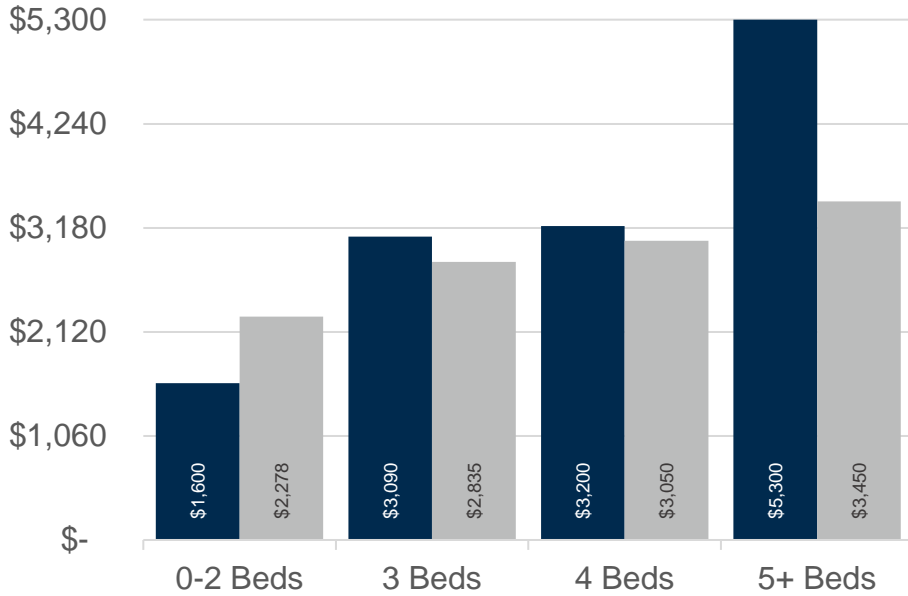
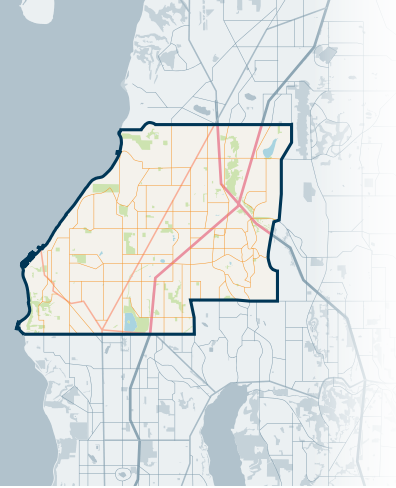
	0-2 Beds	3 Beds	4 Beds	5+ Beds
Apr 2024	13	40	18	n/a
Apr 2023	34	54	5	n/a



730 Southwest Snohomish

NORTH OF SEATTLE


APRIL 2024 | NWMLS Monthly Rental Data



Average Rental Price

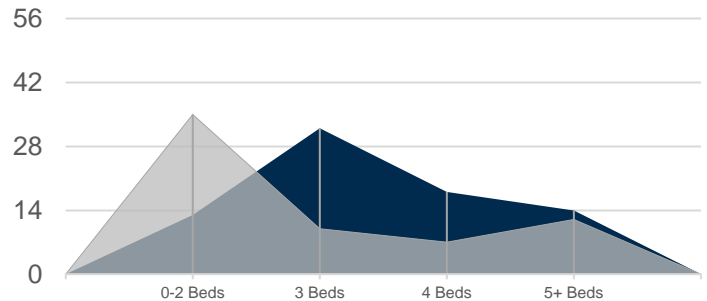
Beds	Apr 2024	Apr 2023	Change
0-2	\$1,600	\$2,278	-30% ↓
3	\$3,090	\$2,835	9% ↑
4	\$3,200	\$3,050	5% ↑
5+	\$5,300	\$3,450	54% ↑

Number of Units Rented



	0-2 Beds	3 Beds	4 Beds	5+ Beds	Total
Apr 2024	1	5	1	1	8
Apr 2023	7	2	1	2	12

Average Number of Days on Market



	0-2 Beds	3 Beds	4 Beds	5+ Beds
Apr 2024	13	32	18	14
Apr 2023	35	10	7	12

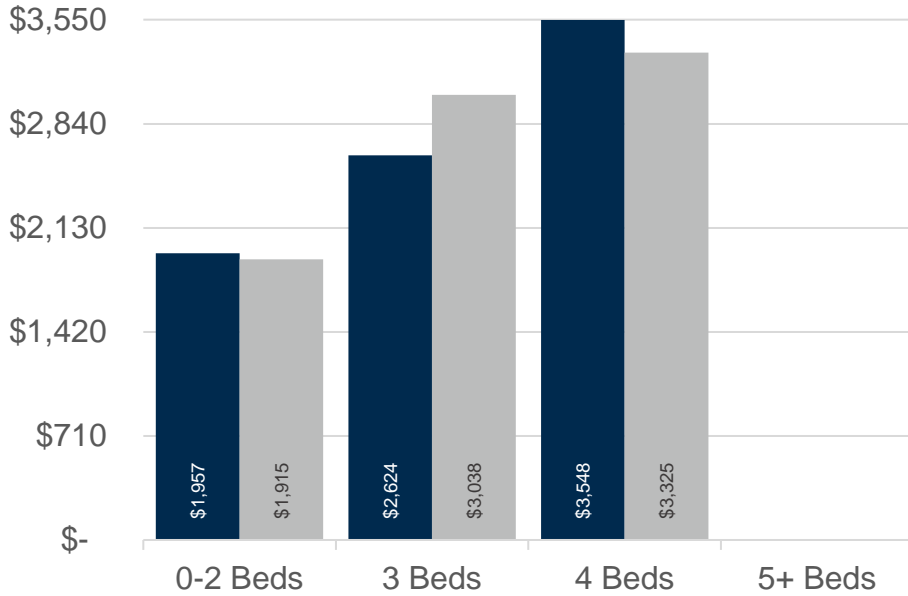


740
Everett/Mukilteo



NORTH OF SEATTLE


APRIL 2024 | NWMLS Monthly Rental Data



Average Rental Price

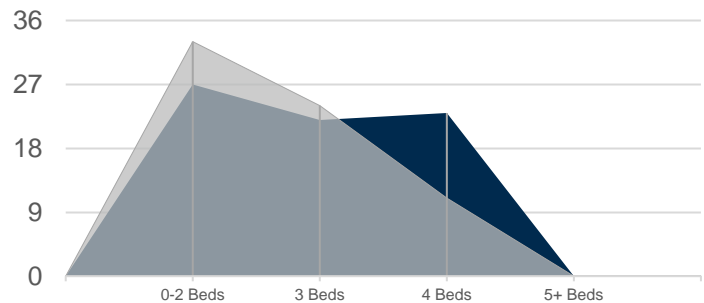
Beds	Apr 2024	Apr 2023	Change
0-2	\$1,957	\$1,915	2% ↑
3	\$2,624	\$3,038	-14% ↓
4	\$3,548	\$3,325	7% ↑
5+	\$-	\$-	n/a

Number of Units Rented



	0-2 Beds	3 Beds	4 Beds	5+ Beds	Total
Apr 2024	7	8	2	0	17
Apr 2023	5	5	2	0	12

Average Number of Days on Market



	0-2 Beds	3 Beds	4 Beds	5+ Beds
Apr 2024	27	22	23	n/a
Apr 2023	33	24	11	n/a