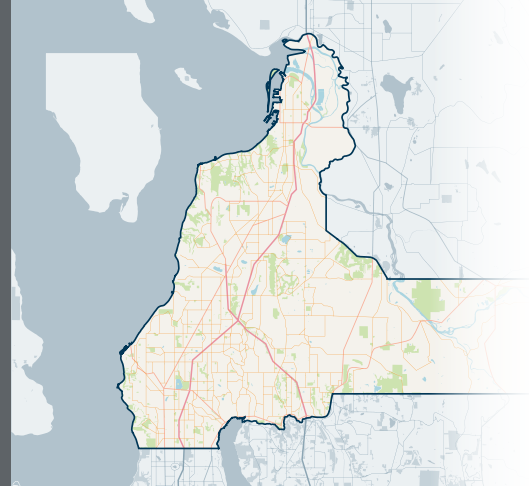




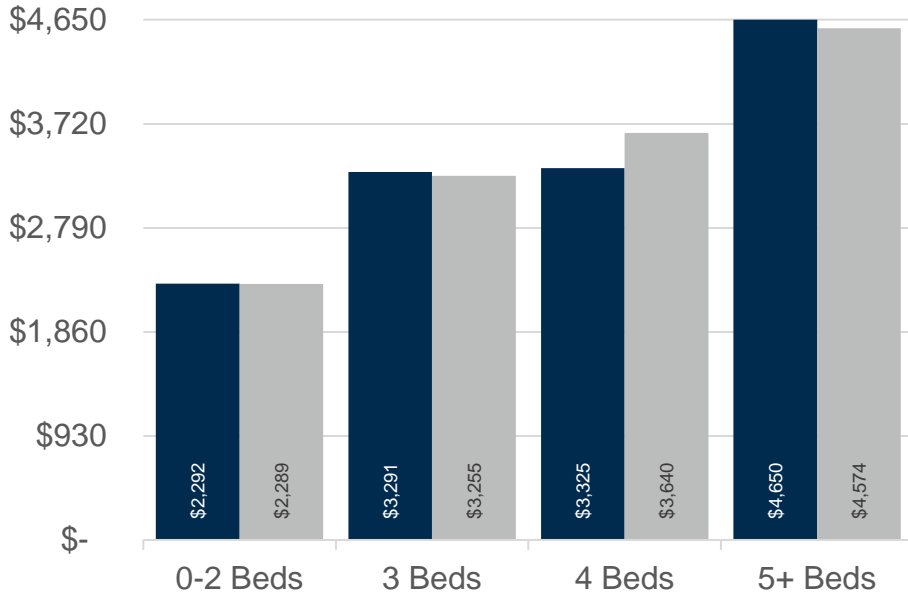
REGION

NORTH OF SEATTLE




MAY 2024 | NWMLS Monthly Rental Data

Average Rental Price



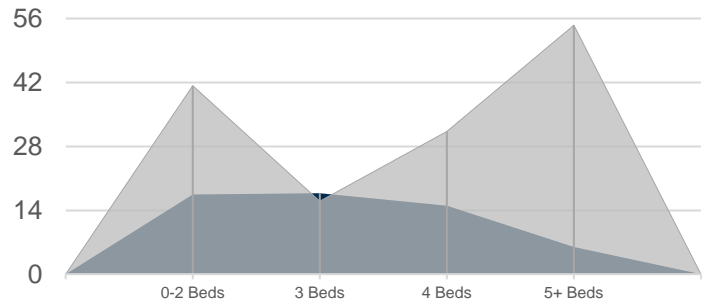
Beds	May 2024	May 2023	Change
0-2	\$2,292	\$2,289	0% ↑
3	\$3,291	\$3,255	1% ↑
4	\$3,325	\$3,640	-9% ↓
5+	\$4,650	\$4,574	2% ↑

Number of Units Rented



	0-2 Beds	3 Beds	4 Beds	5+ Beds	Total
May 2024	15	15	5	4	39
May 2023	17	18	15	3	53

Average Number of Days on Market



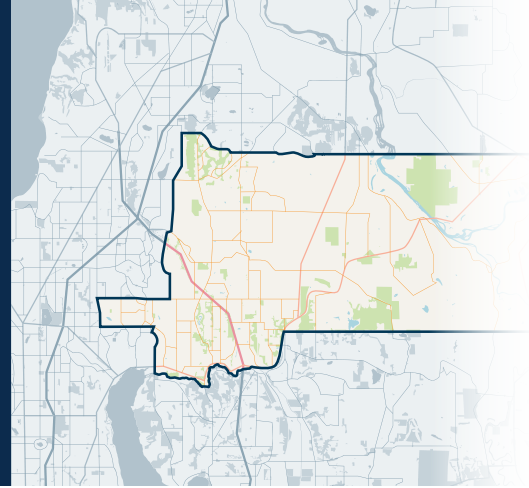
	0-2 Beds	3 Beds	4 Beds	5+ Beds
May 2024	18	18	15	6
May 2023	41	16	31	55



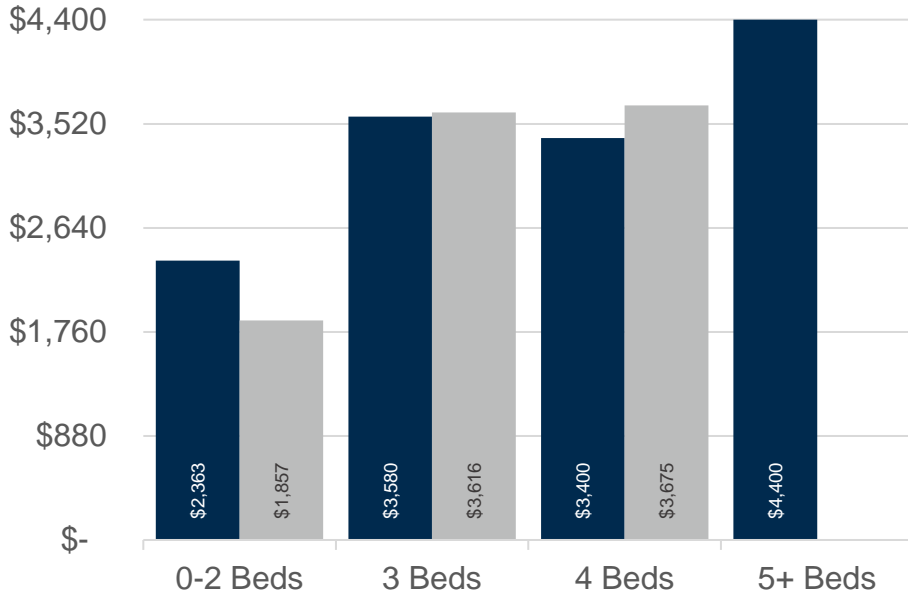
610

Southeast Snohomish

NORTH OF SEATTLE




MAY 2024 | NWMLS Monthly Rental Data



Average Rental Price

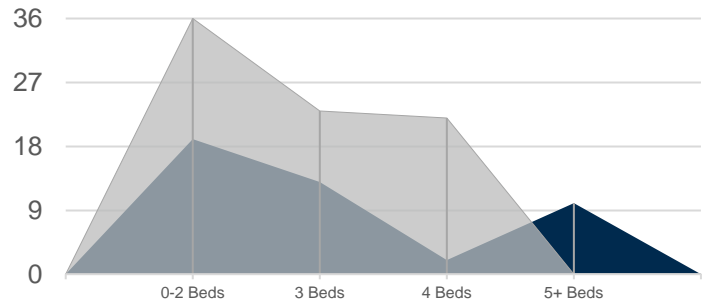
Beds	May 2024	May 2023	Change
0-2	\$2,363	\$1,857	27% ↑
3	\$3,580	\$3,616	-1% ↓
4	\$3,400	\$3,675	-7% ↓
5+	\$4,400	\$-	n/a

Number of Units Rented



	0-2 Beds	3 Beds	4 Beds	5+ Beds	Total
May 2024	2	6	2	2	12
May 2023	5	4	5	0	14

Average Number of Days on Market



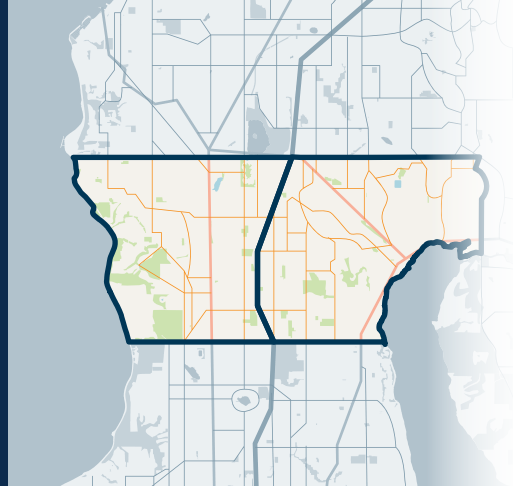
	0-2 Beds	3 Beds	4 Beds	5+ Beds
May 2024	19	13	2	10
May 2023	36	23	22	n/a



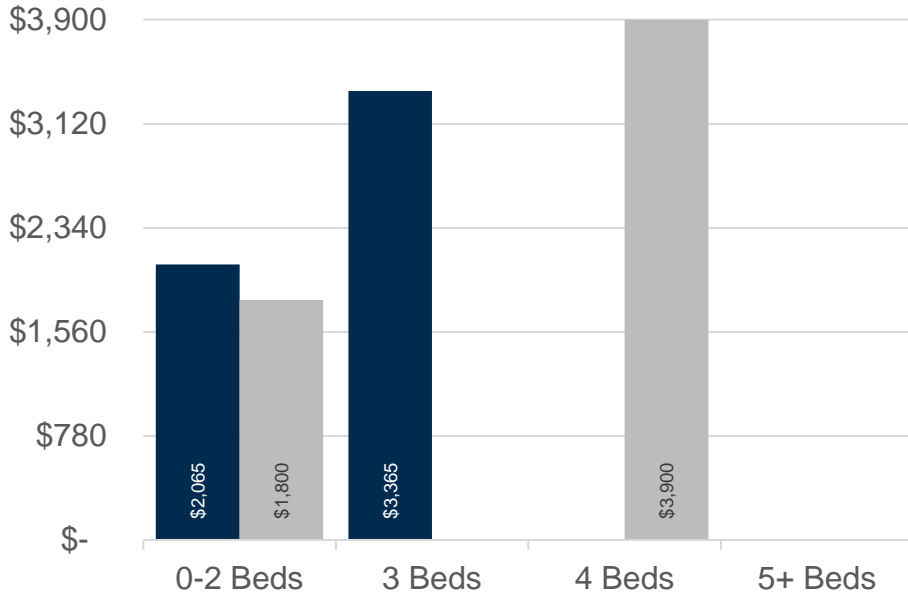
715&720

Richmond Beach/Shoreline, LF Park

NORTH OF SEATTLE




MAY 2024 | NWMLS Monthly Rental Data



Average Rental Price

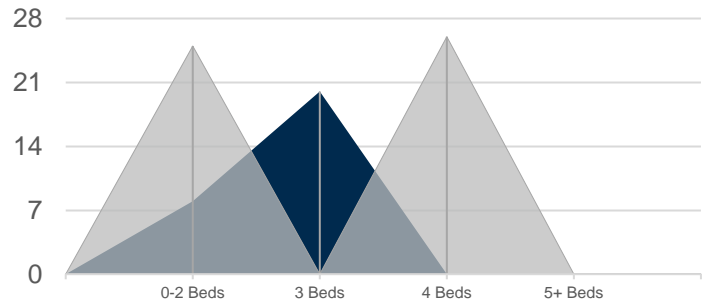
Beds	May 2024	May 2023	Change
0-2	\$2,065	\$1,800	15% ↑
3	\$3,365	\$-	n/a
4	\$-	\$3,900	n/a
5+	\$-	\$-	n/a

Number of Units Rented



	0-2 Beds	3 Beds	4 Beds	5+ Beds	Total
May 2024	3	3	0	0	6
May 2023	1	0	3	0	4

Average Number of Days on Market



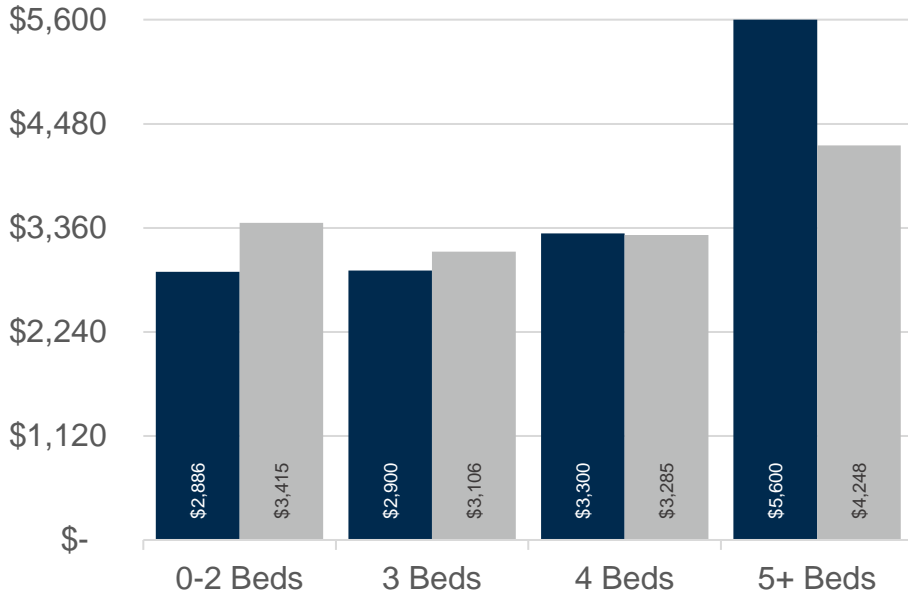
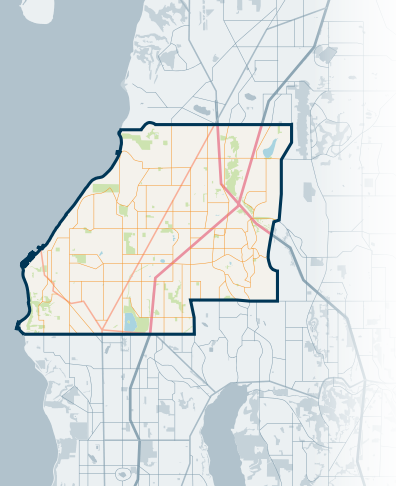
	0-2 Beds	3 Beds	4 Beds	5+ Beds
May 2024	8	20	n/a	n/a
May 2023	25	n/a	26	n/a



730
Southwest Snohomish

NORTH OF SEATTLE


MAY 2024 | NWMLS Monthly Rental Data



Average Rental Price

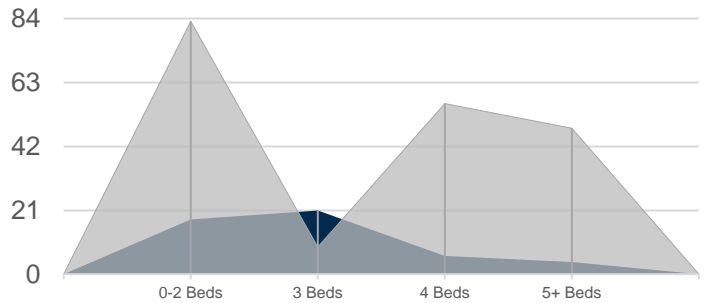
Beds	May 2024	May 2023	Change
0-2	\$2,886	\$3,415	-15% ↓
3	\$2,900	\$3,106	-7% ↓
4	\$3,300	\$3,285	0% ↑
5+	\$5,600	\$4,248	32% ↑

Number of Units Rented



	0-2 Beds	3 Beds	4 Beds	5+ Beds	Total
May 2024	4	3	1	1	9
May 2023	3	8	2	2	15

Average Number of Days on Market



	0-2 Beds	3 Beds	4 Beds	5+ Beds
May 2024	18	21	6	4
May 2023	83	9	56	48

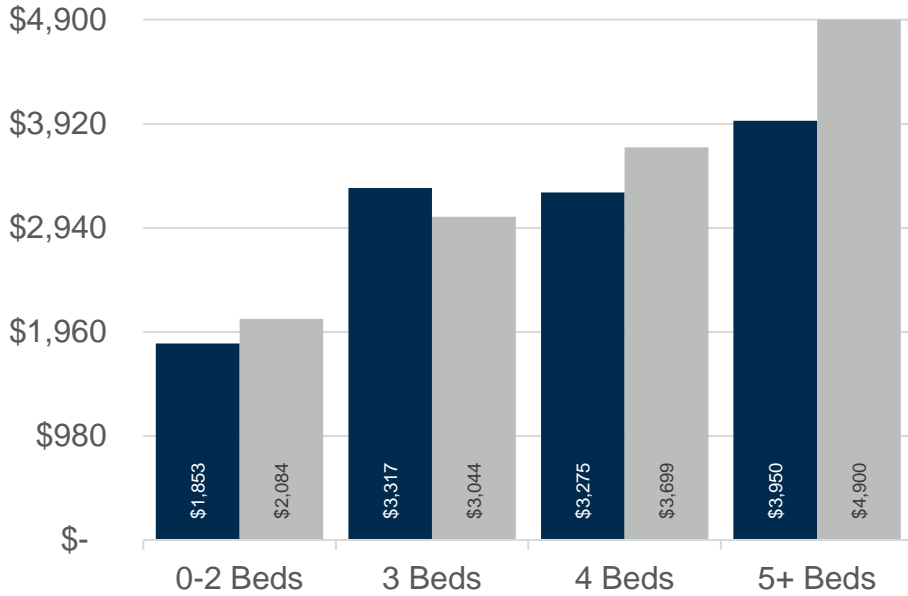


740
Everett/Mukilteo



NORTH OF SEATTLE

MAY 2024 | NWMLS Monthly Rental Data



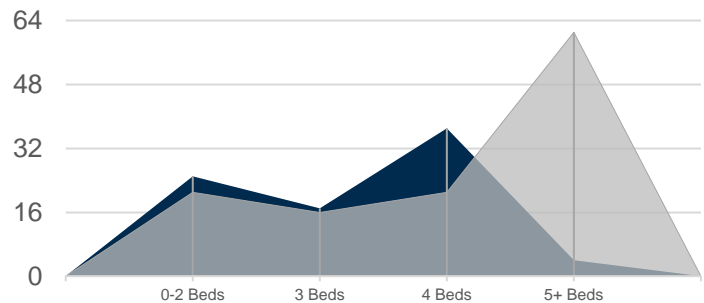
Average Rental Price

Beds	May 2024	May 2023	Change
0-2	\$1,853	\$2,084	-11% ↓
3	\$3,317	\$3,044	9% ↑
4	\$3,275	\$3,699	-11% ↓
5+	\$3,950	\$4,900	-19% ↓

Number of Units Rented



Average Number of Days on Market



	0-2 Beds	3 Beds	4 Beds	5+ Beds	Total
May 2024	6	3	2	1	12
May 2023	8	6	5	1	20

	0-2 Beds	3 Beds	4 Beds	5+ Beds
May 2024	25	17	37	4
May 2023	21	16	21	61