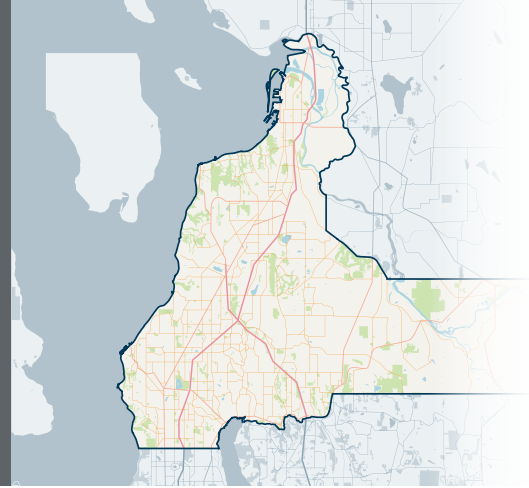


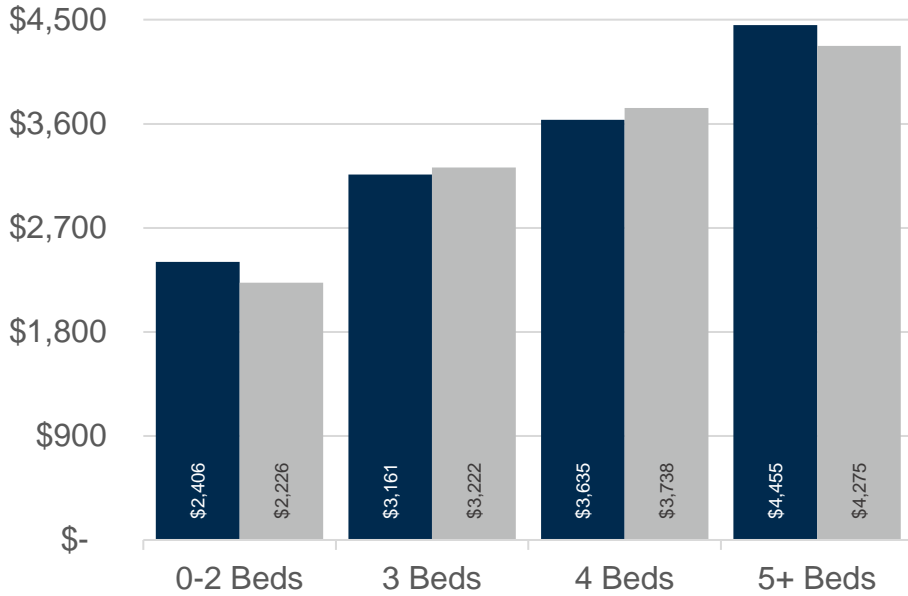


REGION

NORTH OF SEATTLE




JUNE 2024 | NWMLS Monthly Rental Data



Average Rental Price

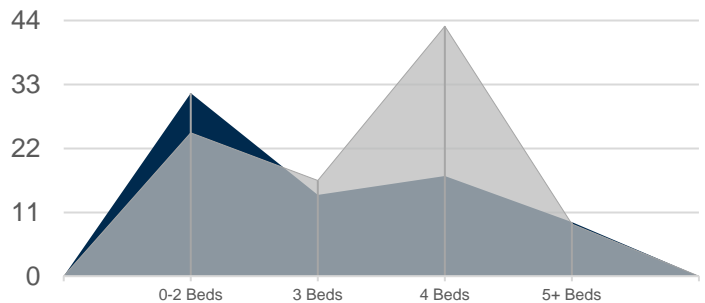
Beds	Jun 2024	Jun 2023	Change
0-2	\$2,406	\$2,226	8% ↑
3	\$3,161	\$3,222	-2% ↓
4	\$3,635	\$3,738	-3% ↓
5+	\$4,455	\$4,275	4% ↑

Number of Units Rented



	0-2 Beds	3 Beds	4 Beds	5+ Beds	Total
Jun 2024	15	17	9	5	46
Jun 2023	16	11	9	2	38

Average Number of Days on Market



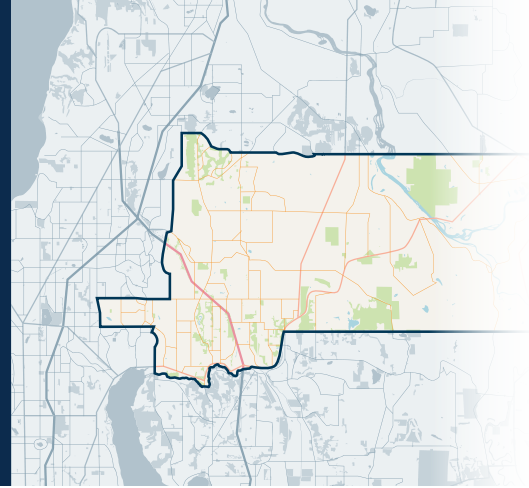
	0-2 Beds	3 Beds	4 Beds	5+ Beds
Jun 2024	32	14	17	9
Jun 2023	25	17	43	9



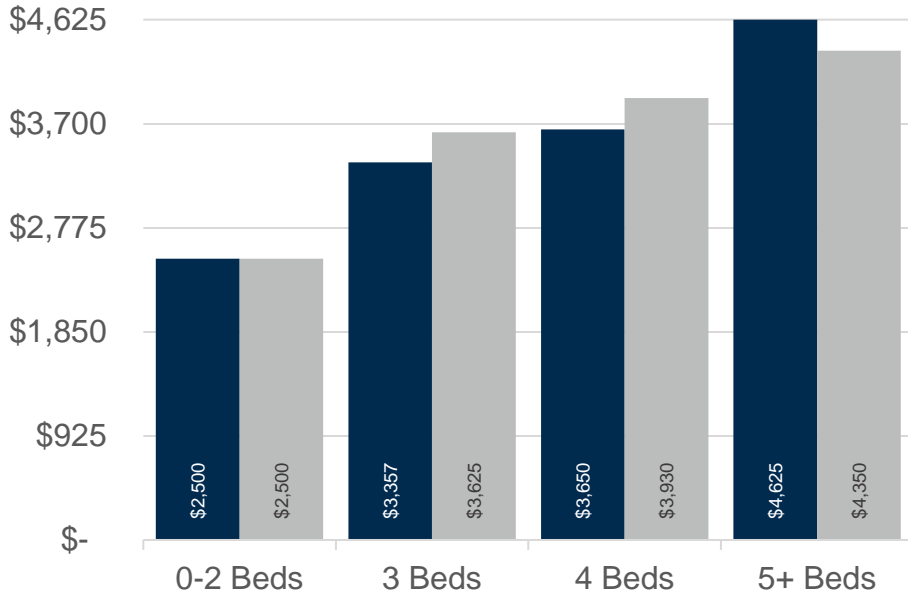
610

Southeast Snohomish

NORTH OF SEATTLE




JUNE 2024 | NWMLS Monthly Rental Data



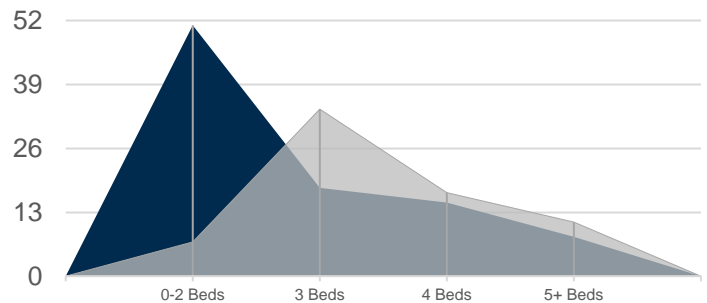
Average Rental Price

Beds	Jun 2024	Jun 2023	Change
0-2	\$2,500	\$2,500	0% =
3	\$3,357	\$3,625	-7% ↓
4	\$3,650	\$3,930	-7% ↓
5+	\$4,625	\$4,350	6% ↑

Number of Units Rented



Average Number of Days on Market



	0-2 Beds	3 Beds	4 Beds	5+ Beds	Total
Jun 2024	1	6	1	2	10
Jun 2023	1	2	5	1	9

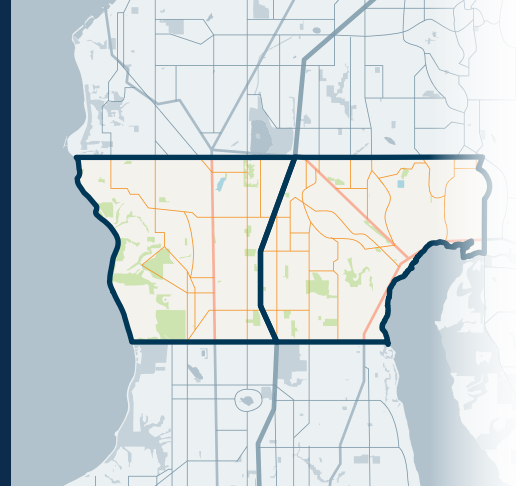
	0-2 Beds	3 Beds	4 Beds	5+ Beds
Jun 2024	51	18	15	8
Jun 2023	7	34	17	11



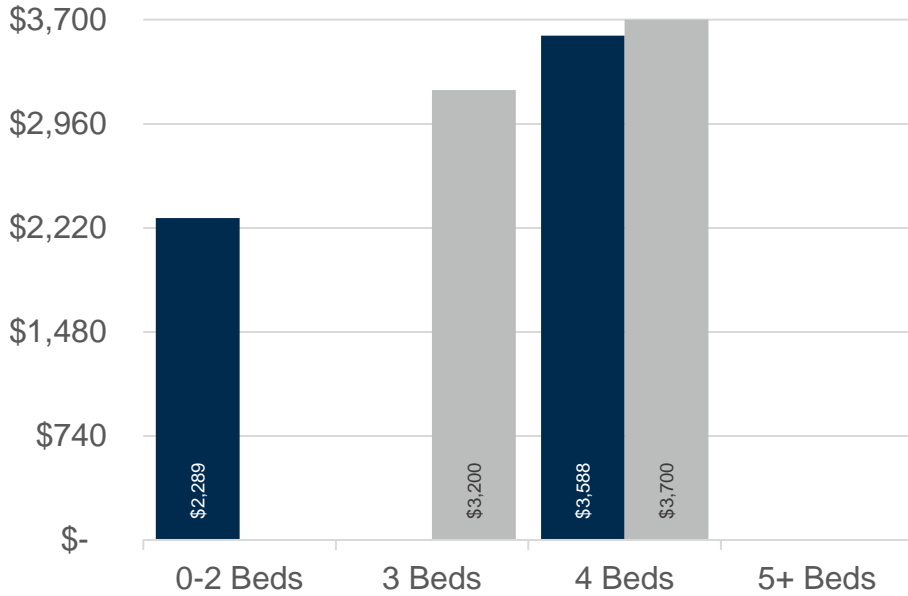
715&720

Richmond Beach/Shoreline, LF Park

NORTH OF SEATTLE




JUNE 2024 | NWMLS Monthly Rental Data



Average Rental Price

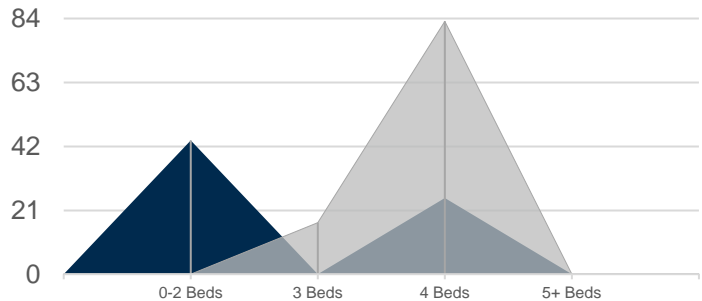
Beds	Jun 2024	Jun 2023	Change
0-2	\$2,289	\$-	n/a
3	\$-	\$3,200	n/a
4	\$3,588	\$3,700	-3% ↓
5+	\$-	\$-	n/a

Number of Units Rented



	0-2 Beds	3 Beds	4 Beds	5+ Beds	Total
Jun 2024	5	0	4	0	9
Jun 2023	0	1	1	0	2

Average Number of Days on Market



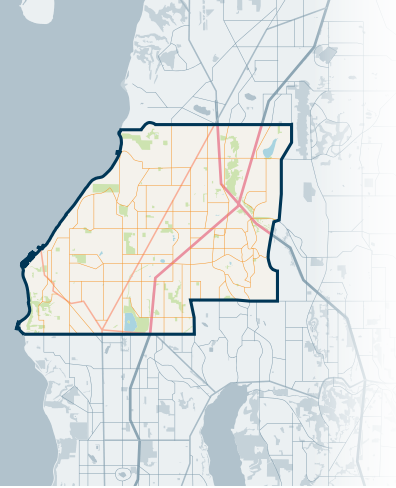
	0-2 Beds	3 Beds	4 Beds	5+ Beds
Jun 2024	44	n/a	25	n/a
Jun 2023	n/a	17	83	n/a



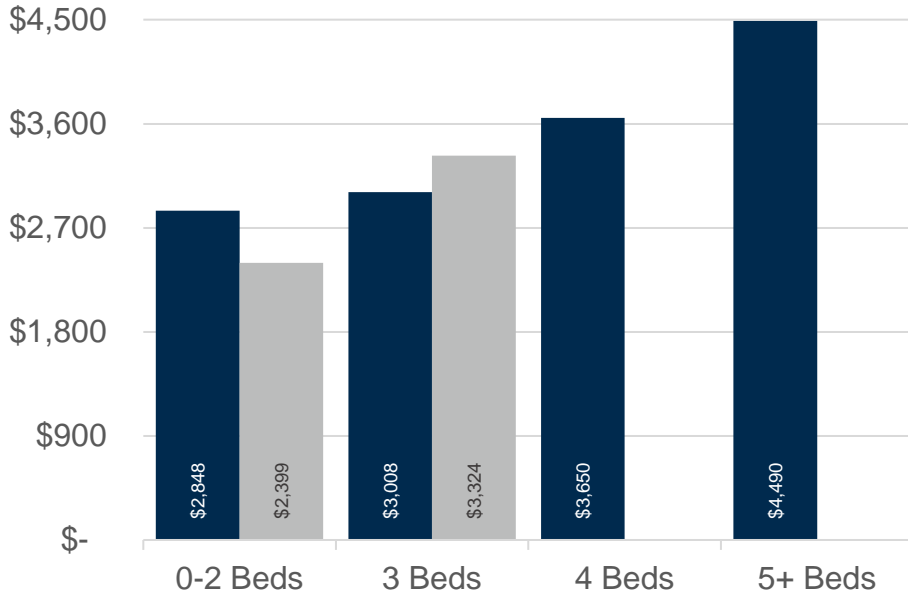
730

Southwest Snohomish

NORTH OF SEATTLE




JUNE 2024 | NWMLS Monthly Rental Data



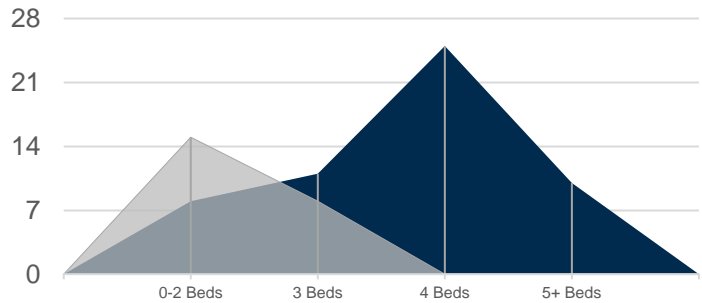
Average Rental Price

Beds	Jun 2024	Jun 2023	Change
0-2	\$2,848	\$2,399	19% ↑
3	\$3,008	\$3,324	-10% ↓
4	\$3,650	\$-	n/a
5+	\$4,490	\$-	n/a

Number of Units Rented



Average Number of Days on Market



	0-2 Beds	3 Beds	4 Beds	5+ Beds	Total
Jun 2024	2	6	2	1	11
Jun 2023	4	4	0	0	8

	0-2 Beds	3 Beds	4 Beds	5+ Beds
Jun 2024	8	11	25	10
Jun 2023	15	8	n/a	n/a

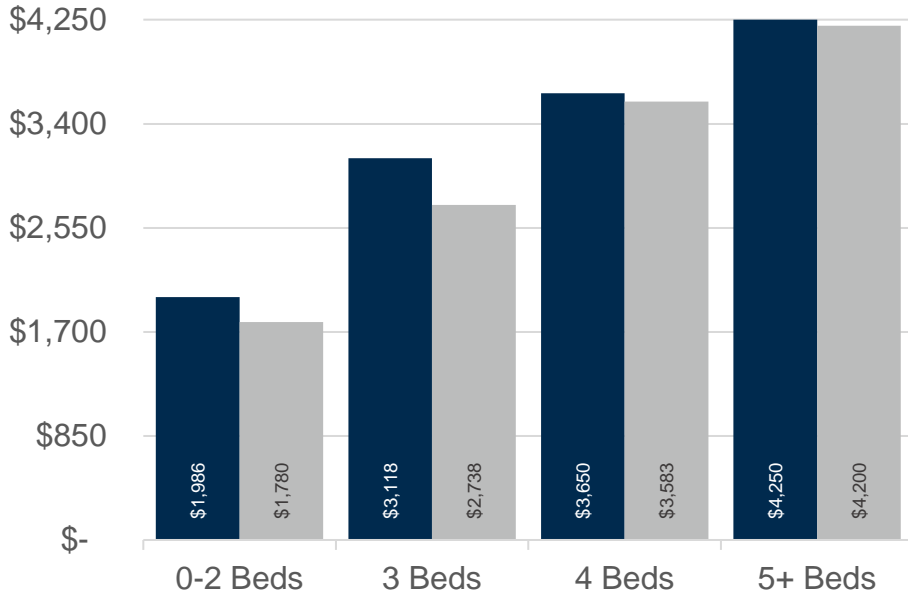


740
Everett/Mukilteo



NORTH OF SEATTLE


JUNE 2024 | NWMLS Monthly Rental Data



Average Rental Price

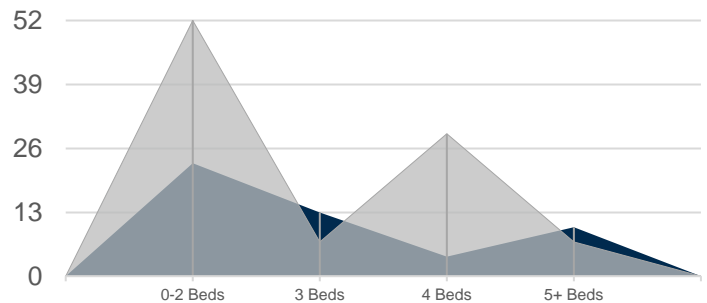
Beds	Jun 2024	Jun 2023	Change
0-2	\$1,986	\$1,780	12% ↑
3	\$3,118	\$2,738	14% ↑
4	\$3,650	\$3,583	2% ↑
5+	\$4,250	\$4,200	1% ↑

Number of Units Rented



	0-2 Beds	3 Beds	4 Beds	5+ Beds	Total
Jun 2024	7	5	2	2	16
Jun 2023	11	4	3	1	19

Average Number of Days on Market



	0-2 Beds	3 Beds	4 Beds	5+ Beds
Jun 2024	23	13	4	10
Jun 2023	52	7	29	7