

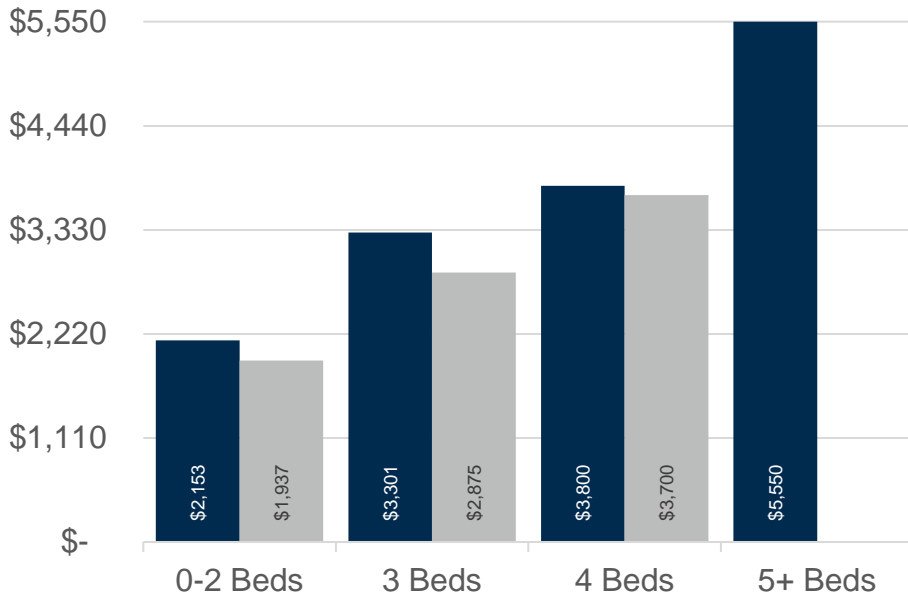


REGION

SOUTH OF SEATTLE




JUNE 2024 | NWMLS Monthly Rental Data



Average Rental Price

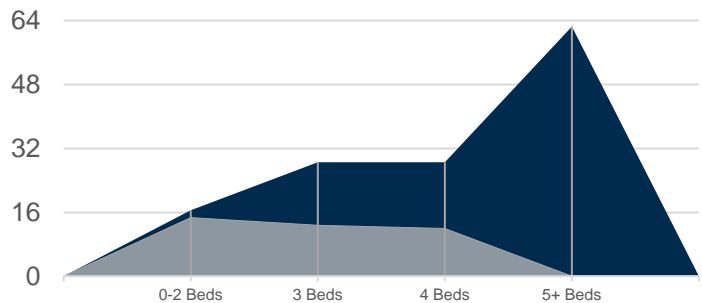
Beds	Jun 2024	Jun 2023	Change
0-2	\$2,153	\$1,937	11% ↑
3	\$3,301	\$2,875	15% ↑
4	\$3,800	\$3,700	3% ↑
5+	\$5,550	\$-	n/a

Number of Units Rented



	0-2 Beds	3 Beds	4 Beds	5+ Beds	Total
Jun 2024	11	10	2	2	25
Jun 2023	5	6	1	0	12

Average Number of Days on Market



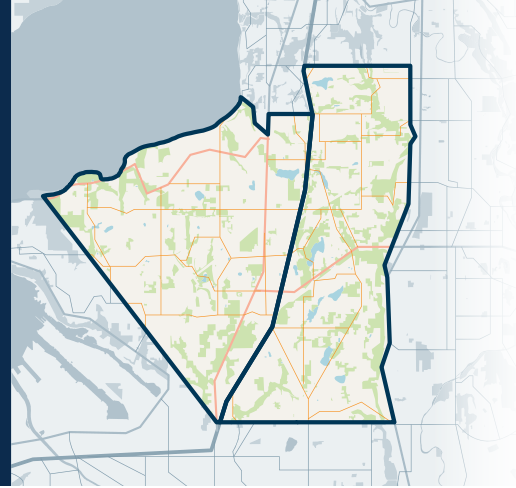
	0-2 Beds	3 Beds	4 Beds	5+ Beds
Jun 2024	25	34	26	27
Jun 2023	45	19	15	16



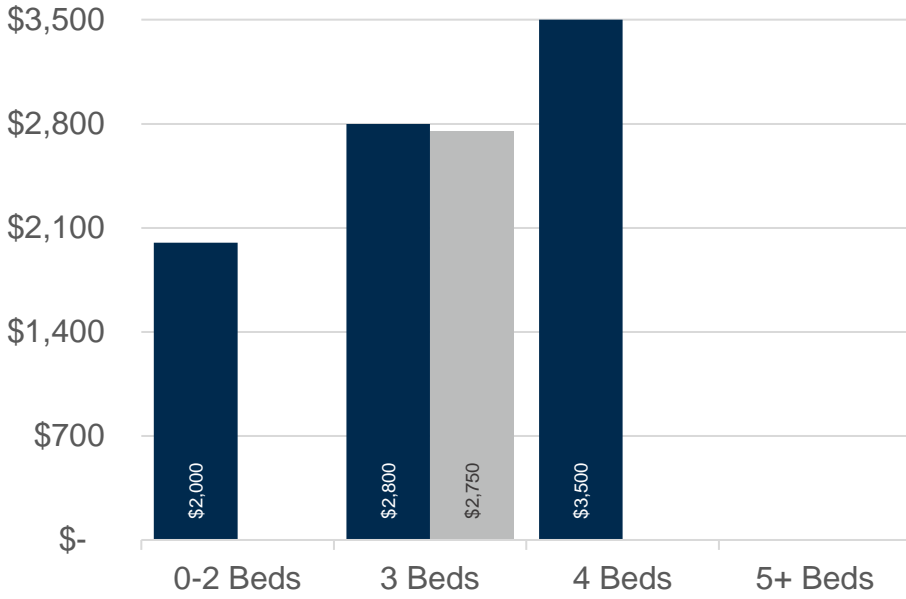
100&110

Jovita/Federal Way

SOUTH OF SEATTLE



JUNE 2024 | NWMLS Monthly Rental Data



Average Rental Price

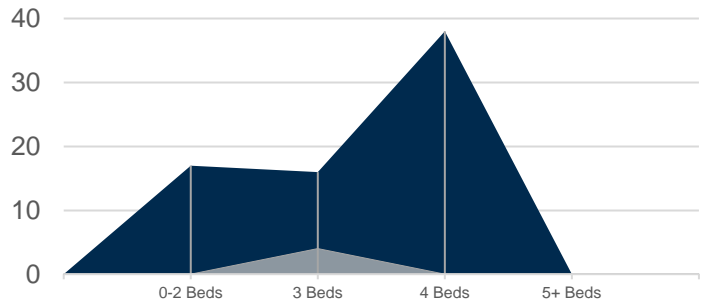
Beds	Jun 2024	Jun 2023	Change
0-2	\$2,000	\$-	n/a
3	\$2,800	\$2,750	2% ↑
4	\$3,500	\$-	n/a
5+	\$-	\$-	n/a

Number of Units Rented



	0-2 Beds	3 Beds	4 Beds	5+ Beds	Total
Jun 2024	2	1	1	0	4
Jun 2023	0	2	0	0	2

Average Number of Days on Market



	0-2 Beds	3 Beds	4 Beds	5+ Beds
Jun 2024	17	16	38	n/a
Jun 2023	n/a	4	n/a	n/a

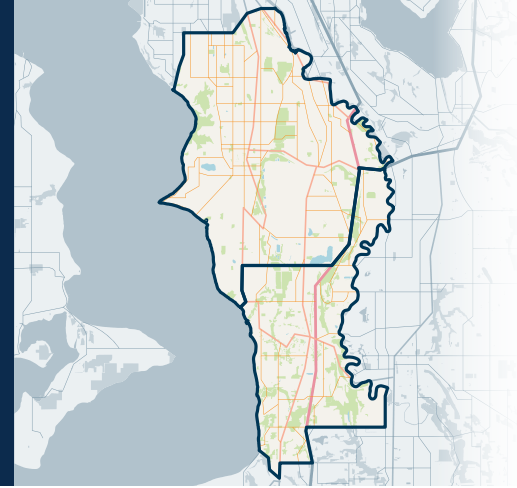


120&130

Des Moines/Redondo & Burien/Normandy

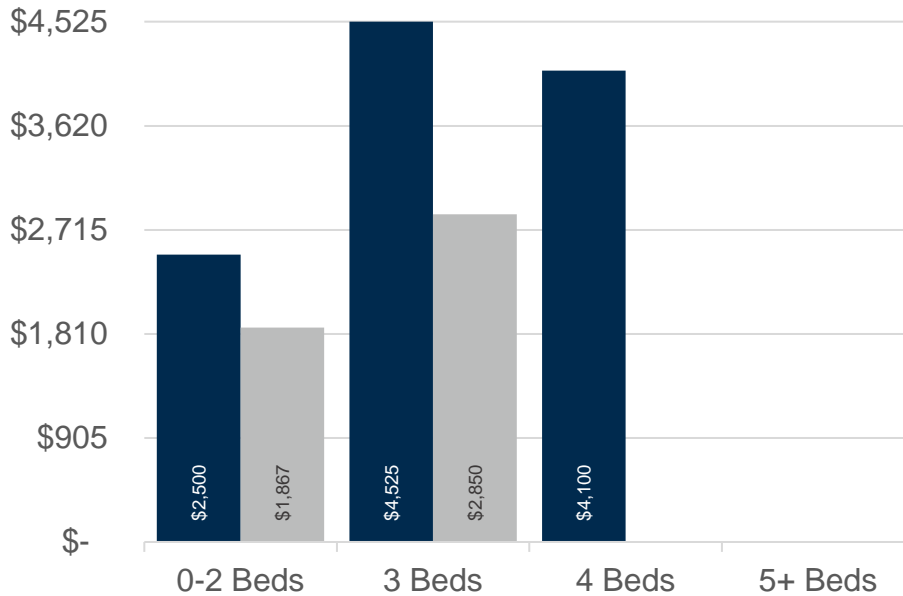
SOUTH OF SEATTLE

JUNE 2024 | NWMLS Monthly Rental Data




Average Rental Price

Beds	Jun 2024	Jun 2023	Change
0-2	\$2,500	\$1,867	34% ↑
3	\$4,525	\$2,850	59% ↑
4	\$4,100	\$-	n/a
5+	\$-	\$-	n/a

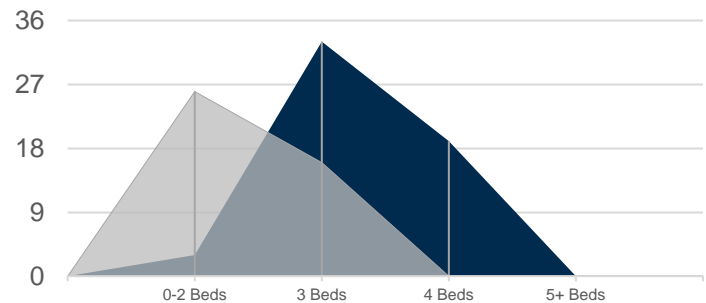


Number of Units Rented



	0-2 Beds	3 Beds	4 Beds	5+ Beds	Total
Jun 2024	1	2	1	0	4
Jun 2023	3	1	0	0	4

Average Number of Days on Market



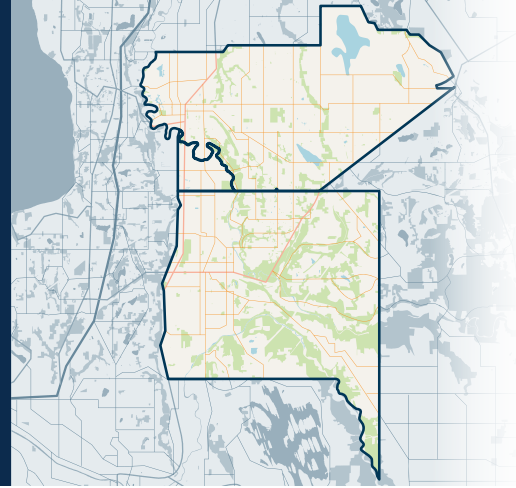
	0-2 Beds	3 Beds	4 Beds	5+ Beds
Jun 2024	3	33	19	n/a
Jun 2023	26	16	n/a	n/a



310&330

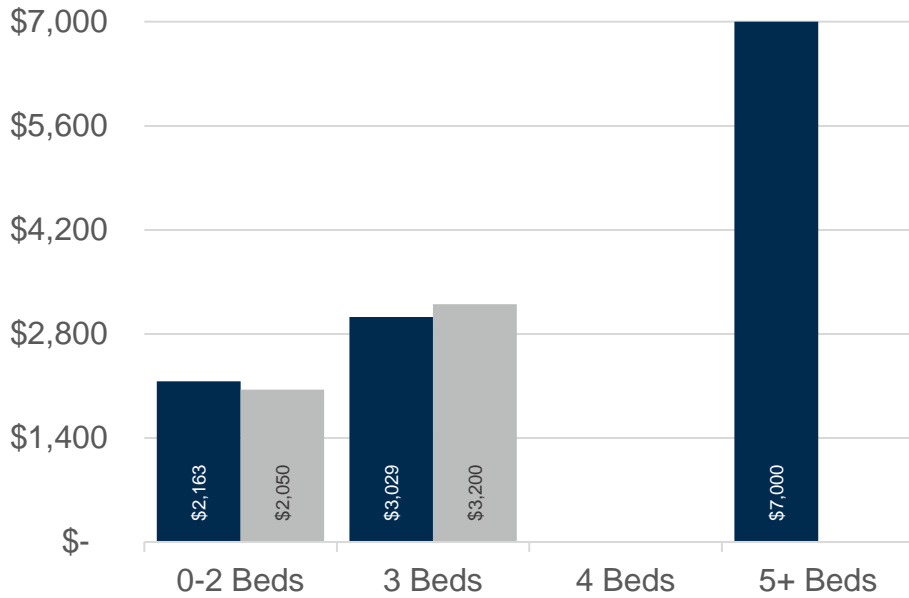
Auburn & Kent

SOUTH OF SEATTLE




JUNE 2024 | NWMLS Monthly Rental Data

Average Rental Price



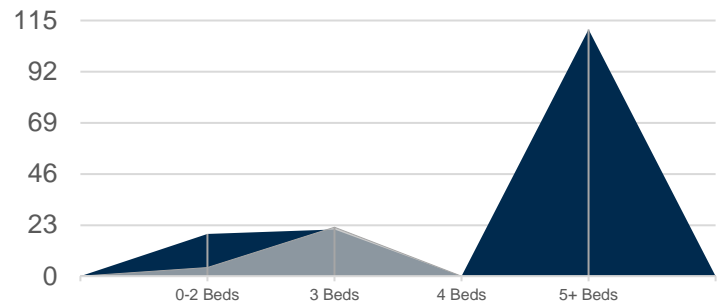
Beds	Jun 2024	Jun 2023	Change
0-2	\$2,163	\$2,050	6% ↑
3	\$3,029	\$3,200	-5% ↓
4	\$-	\$-	n/a
5+	\$7,000	\$-	n/a

Number of Units Rented



	0-2 Beds	3 Beds	4 Beds	5+ Beds	Total
Jun 2024	4	5	0	1	10
Jun 2023	1	1	0	0	2

Average Number of Days on Market



	0-2 Beds	3 Beds	4 Beds	5+ Beds
Jun 2024	19	21	n/a	111
Jun 2023	4	22	n/a	n/a



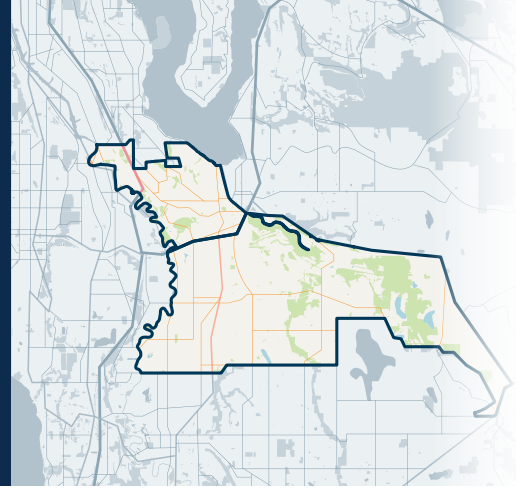
propertymanager@windermere.com

Seattle | Kirkland | Puyallup | windermere-pm.com | 206.621.2037



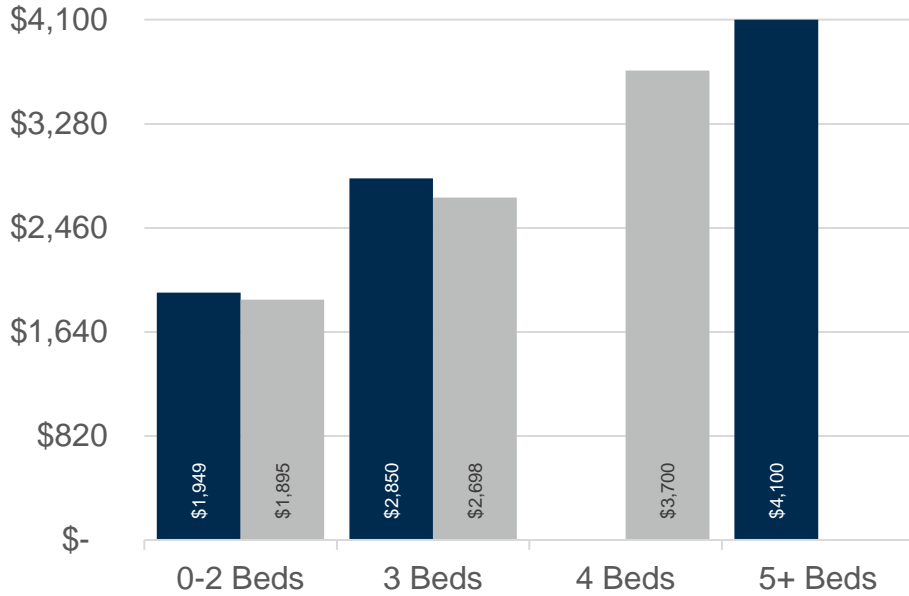
340&360 Renton/Skyway Area

SOUTH OF SEATTLE




JUNE 2024 | NWMLS Monthly Rental Data

Average Rental Price



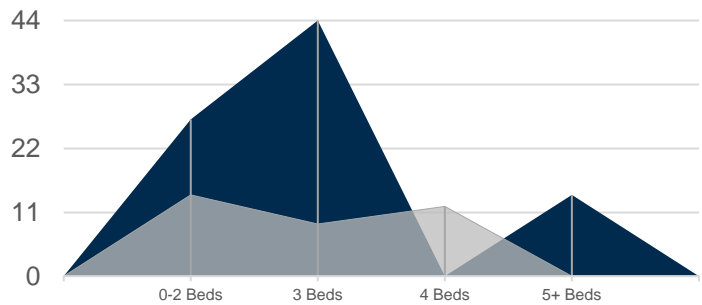
Beds	Jun 2024	Jun 2023	Change
0-2	\$1,949	\$1,895	3% ↑
3	\$2,850	\$2,698	6% ↑
4	\$-	\$3,700	n/a
5+	\$4,100	\$-	n/a

Number of Units Rented



	0-2 Beds	3 Beds	4 Beds	5+ Beds	Total
Jun 2024	4	2	0	1	7
Jun 2023	1	2	1	0	4

Average Number of Days on Market



	0-2 Beds	3 Beds	4 Beds	5+ Beds
Jun 2024	27	44	n/a	14
Jun 2023	14	9	12	n/a