

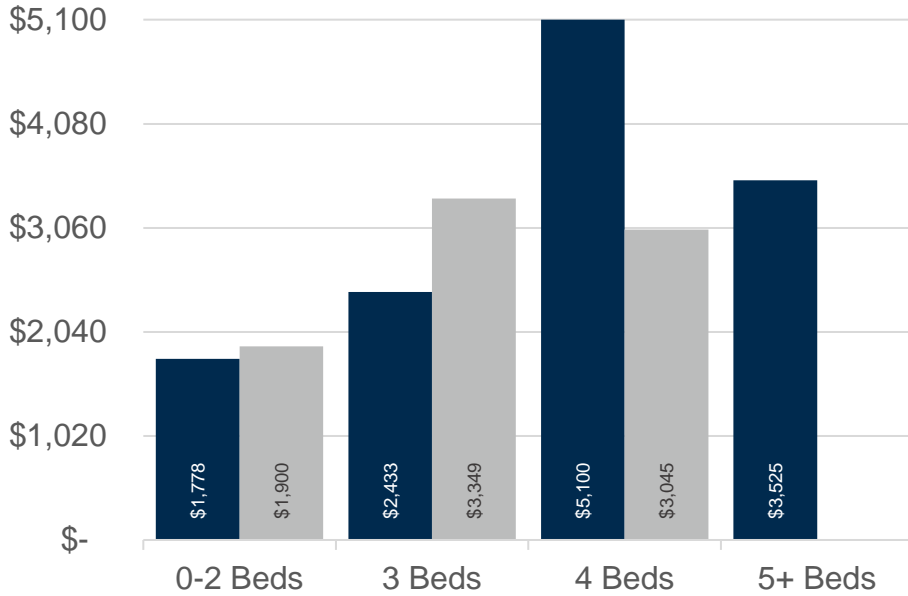
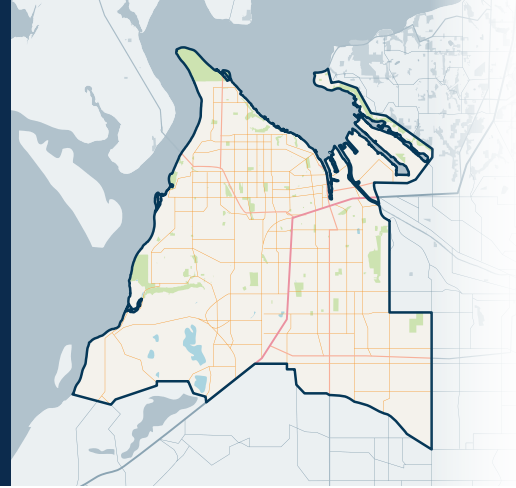


# 13-69&78

## Tacoma, Lakewood & Spanaway

# TACOMA METRO


JUNE 2024 | NWMLS Monthly Rental Data



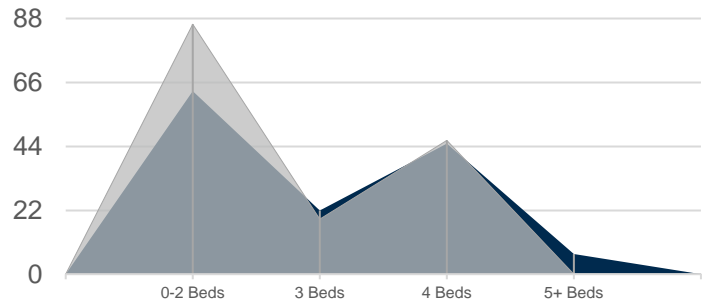
### Average Rental Price

| Beds | Jun 2024 | Jun 2023 | Change |
|------|----------|----------|--------|
| 0-2  | \$1,778  | \$1,900  | -6% ↓  |
| 3    | \$2,433  | \$3,349  | -27% ↓ |
| 4    | \$5,100  | \$3,045  | 67% ↑  |
| 5+   | \$3,525  | \$-      | n/a    |

### Number of Units Rented



### Average Number of Days on Market



|          | 0-2 Beds | 3 Beds | 4 Beds | 5+ Beds | Total |
|----------|----------|--------|--------|---------|-------|
| Jun 2024 | 6        | 6      | 2      | 2       | 16    |
| Jun 2023 | 6        | 4      | 1      | 0       | 11    |

|          | 0-2 Beds | 3 Beds | 4 Beds | 5+ Beds |
|----------|----------|--------|--------|---------|
| Jun 2024 | 63       | 22     | 45     | 7       |
| Jun 2023 | 86       | 19     | 46     | n/a     |