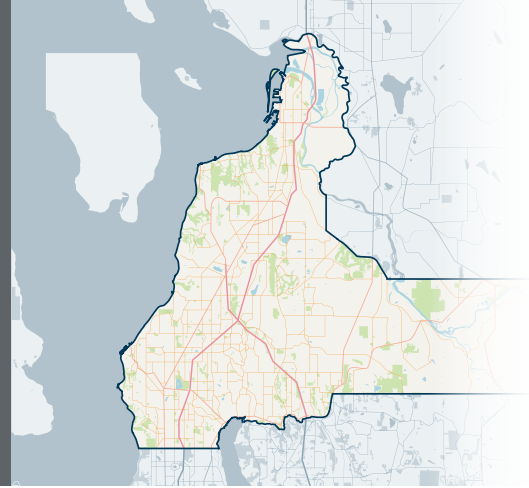


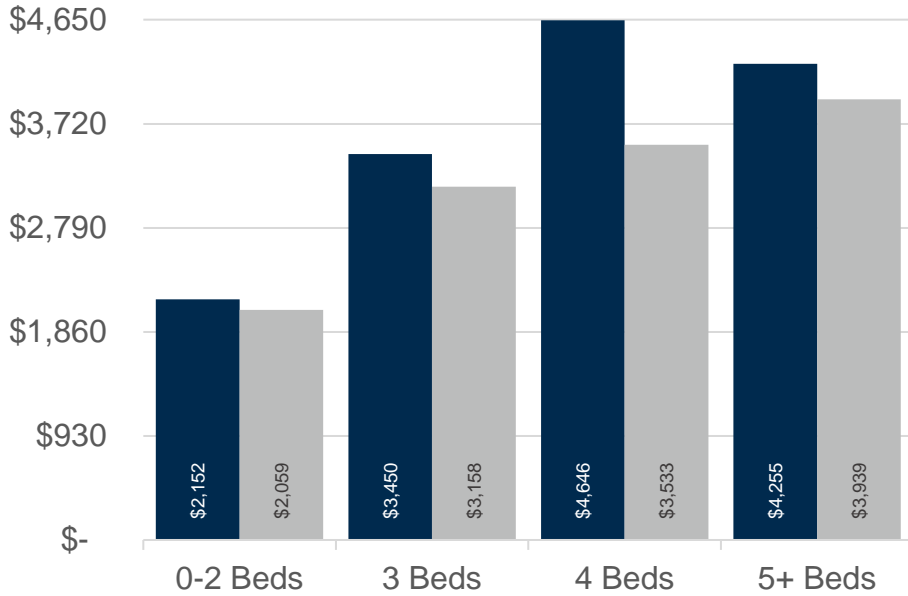


REGION

NORTH OF SEATTLE




JULY 2024 | NWMLS Monthly Rental Data



Average Rental Price

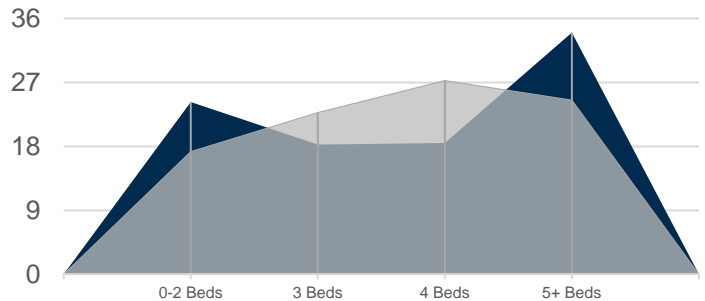
Beds	Jul 2024	Jul 2023	Change
0-2	\$2,152	\$2,059	5% ↑
3	\$3,450	\$3,158	9% ↑
4	\$4,646	\$3,533	32% ↑
5+	\$4,255	\$3,939	8% ↑

Number of Units Rented



	0-2 Beds	3 Beds	4 Beds	5+ Beds	Total
Jul 2024	15	15	18	7	55
Jul 2023	12	14	14	7	47

Average Number of Days on Market



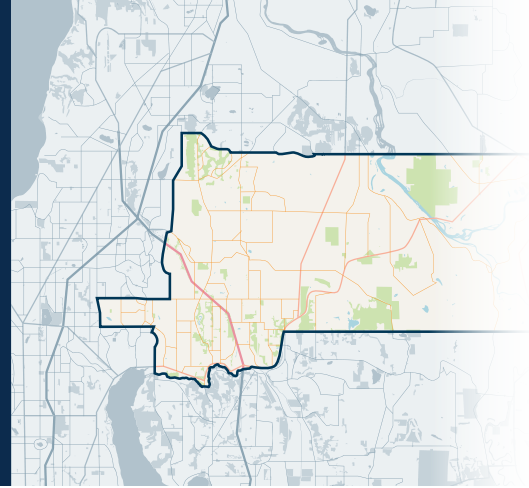
	0-2 Beds	3 Beds	4 Beds	5+ Beds
Jul 2024	24	18	19	34
Jul 2023	17	23	27	25



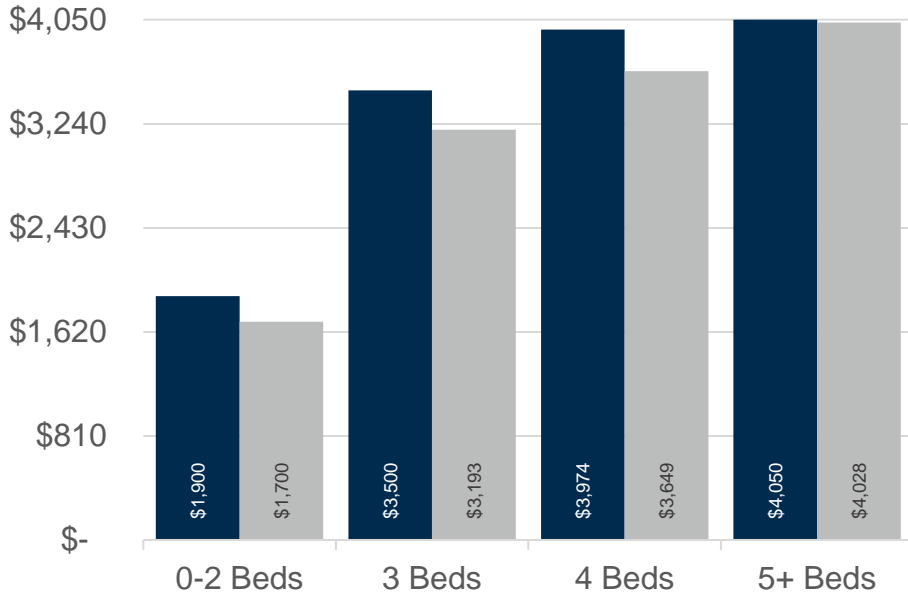
610

Southeast Snohomish

NORTH OF SEATTLE




JULY 2024 | NWMLS Monthly Rental Data



Average Rental Price

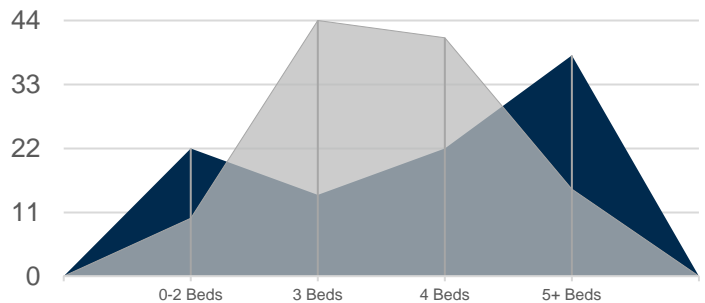
Beds	Jul 2024	Jul 2023	Change
0-2	\$1,900	\$1,700	12% ↑
3	\$3,500	\$3,193	10% ↑
4	\$3,974	\$3,649	9% ↑
5+	\$4,050	\$4,028	1% ↑

Number of Units Rented



	0-2 Beds	3 Beds	4 Beds	5+ Beds	Total
Jul 2024	1	2	10	2	15
Jul 2023	2	2	7	5	16

Average Number of Days on Market



	0-2 Beds	3 Beds	4 Beds	5+ Beds
Jul 2024	22	14	22	38
Jul 2023	10	44	41	15



propertymanager@windermere.com

Seattle | Kirkland | Puyallup | windermere-pm.com | 206.621.2037

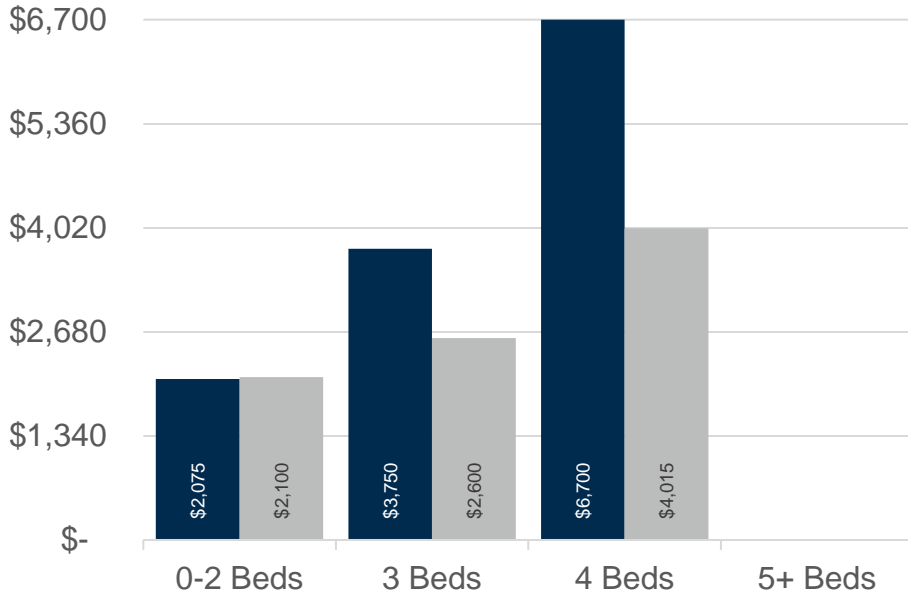
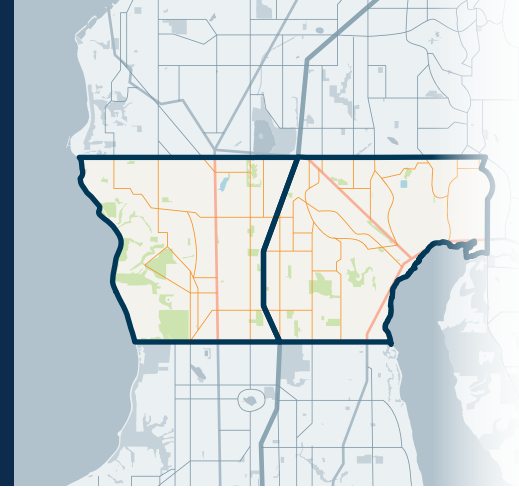


715&720

Richmond Beach/Shoreline, LF Park

NORTH OF SEATTLE


JULY 2024 | NWMLS Monthly Rental Data



Average Rental Price

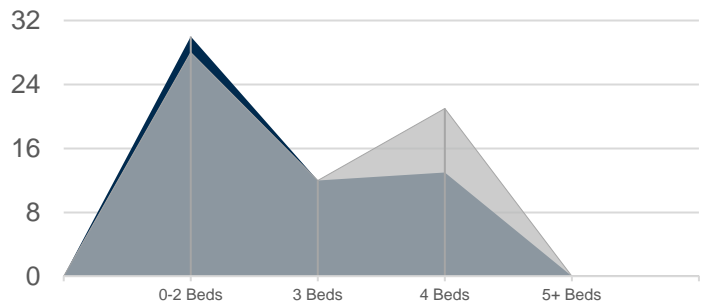
Beds	Jul 2024	Jul 2023	Change
0-2	\$2,075	\$2,100	-1% ↓
3	\$3,750	\$2,600	44% ↑
4	\$6,700	\$4,015	67% ↑
5+	\$-	\$-	n/a

Number of Units Rented



	0-2 Beds	3 Beds	4 Beds	5+ Beds	Total
Jul 2024	2	2	1	0	5
Jul 2023	2	1	2	0	5

Average Number of Days on Market



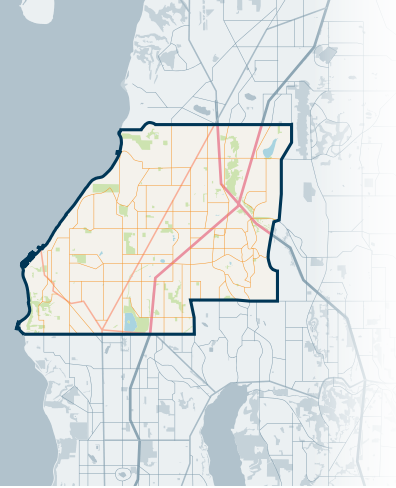
	0-2 Beds	3 Beds	4 Beds	5+ Beds
Jul 2024	30	12	13	n/a
Jul 2023	28	12	21	n/a



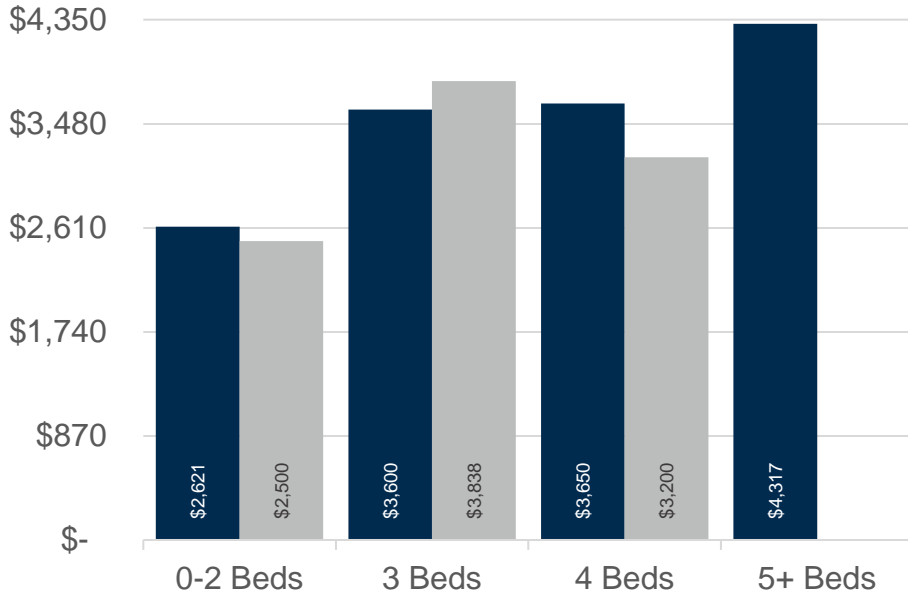
730

Southwest Snohomish

NORTH OF SEATTLE




JULY 2024 | NWMLS Monthly Rental Data



Average Rental Price

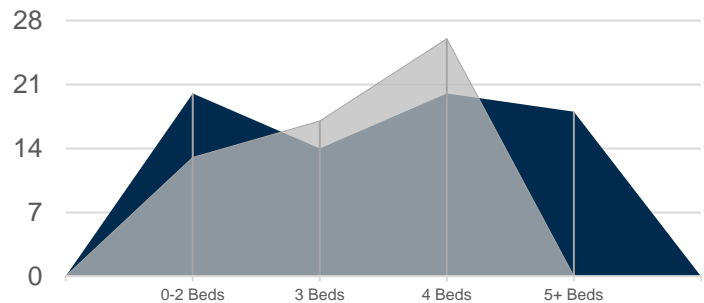
Beds	Jul 2024	Jul 2023	Change
0-2	\$2,621	\$2,500	5% ↑
3	\$3,600	\$3,838	-6% ↓
4	\$3,650	\$3,200	14% ↑
5+	\$4,317	\$-	n/a

Number of Units Rented



	0-2 Beds	3 Beds	4 Beds	5+ Beds	Total
Jul 2024	7	3	2	3	15
Jul 2023	1	4	1	0	6

Average Number of Days on Market



	0-2 Beds	3 Beds	4 Beds	5+ Beds
Jul 2024	20	14	20	18
Jul 2023	13	17	26	n/a

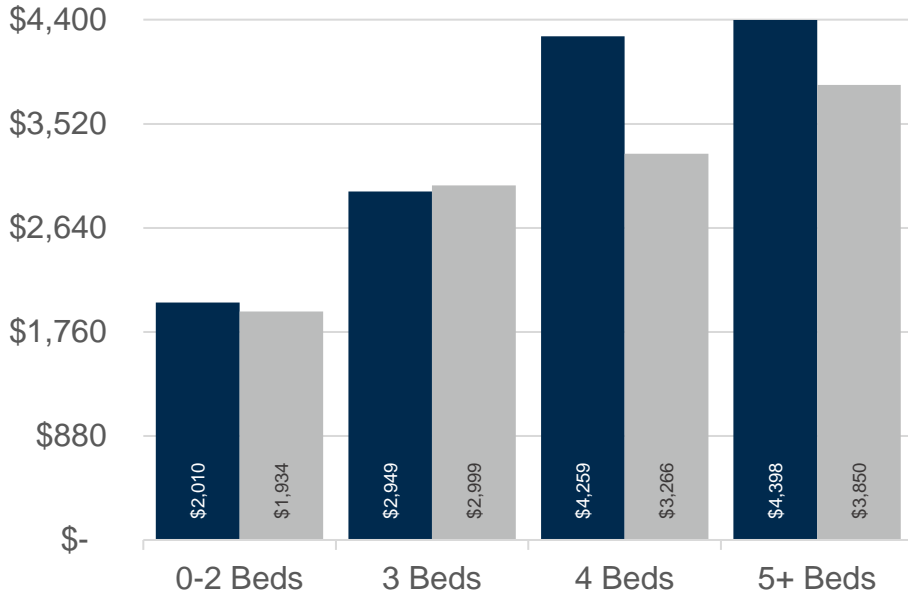


740
Everett/Mukilteo



NORTH OF SEATTLE


JULY 2024 | NWMLS Monthly Rental Data



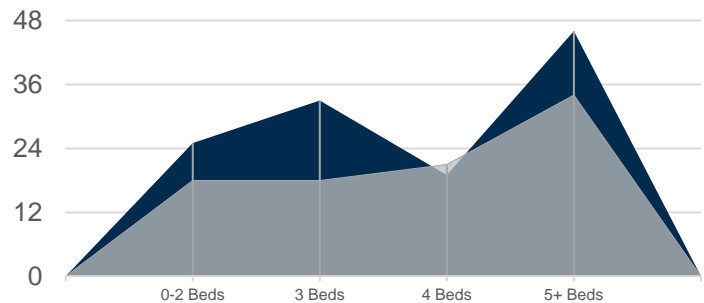
Average Rental Price

Beds	Jul 2024	Jul 2023	Change
0-2	\$2,010	\$1,934	4% ↑
3	\$2,949	\$2,999	-2% ↓
4	\$4,259	\$3,266	30% ↑
5+	\$4,398	\$3,850	14% ↑

Number of Units Rented



Average Number of Days on Market



	0-2 Beds	3 Beds	4 Beds	5+ Beds	Total
Jul 2024	5	8	5	2	20
Jul 2023	7	7	4	2	20

	0-2 Beds	3 Beds	4 Beds	5+ Beds
Jul 2024	25	33	19	46
Jul 2023	18	18	21	34