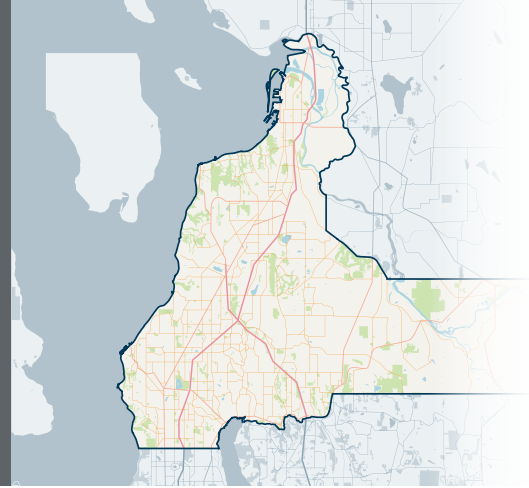


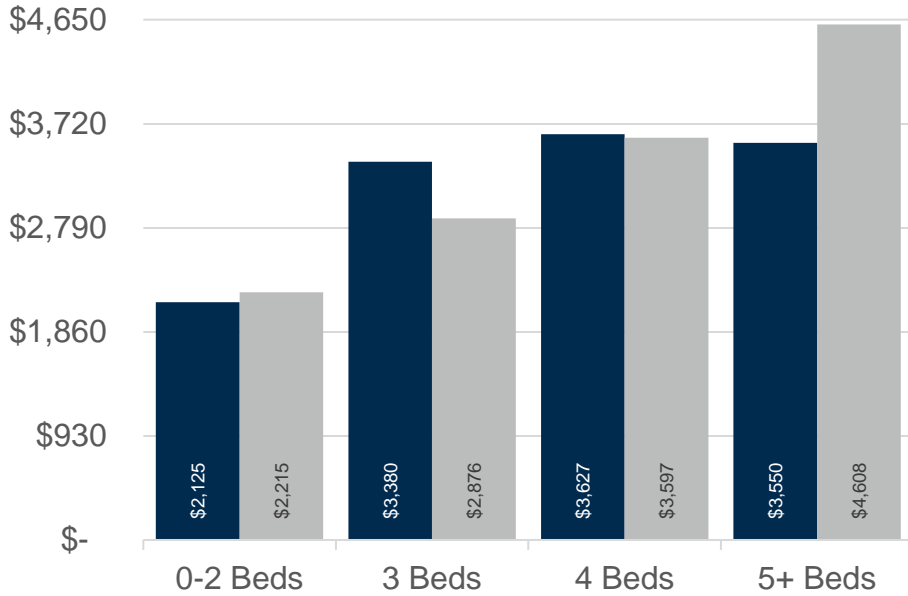


REGION

NORTH OF SEATTLE




AUGUST 2024 | NWMLS Monthly Rental Data



Average Rental Price

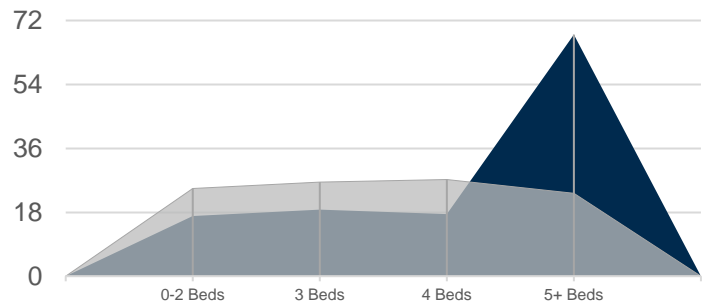
| Beds | Aug 2024 | Aug 2023 | Change |
|------|----------|----------|--------|
| 0-2 | \$2,125 | \$2,215 | -4% ↓ |
| 3 | \$3,380 | \$2,876 | 18% ↑ |
| 4 | \$3,627 | \$3,597 | 1% ↑ |
| 5+ | \$3,550 | \$4,608 | -23% ↓ |

Number of Units Rented



| | 0-2 Beds | 3 Beds | 4 Beds | 5+ Beds | Total |
|----------|----------|--------|--------|---------|-------|
| Aug 2024 | 16 | 20 | 9 | 2 | 47 |
| Aug 2023 | 16 | 14 | 14 | 6 | 50 |

Average Number of Days on Market



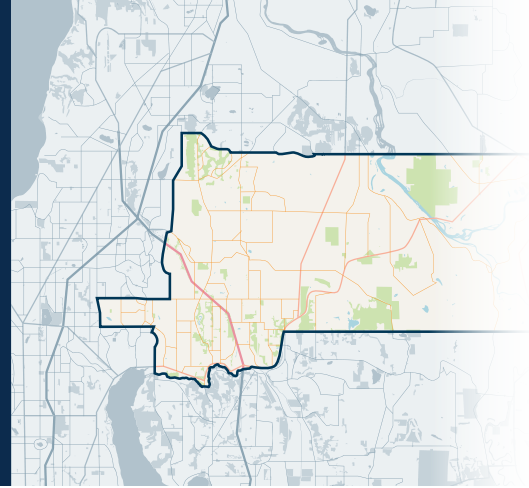
| | 0-2 Beds | 3 Beds | 4 Beds | 5+ Beds |
|----------|----------|--------|--------|---------|
| Aug 2024 | 17 | 19 | 18 | 68 |
| Aug 2023 | 25 | 27 | 27 | 23 |



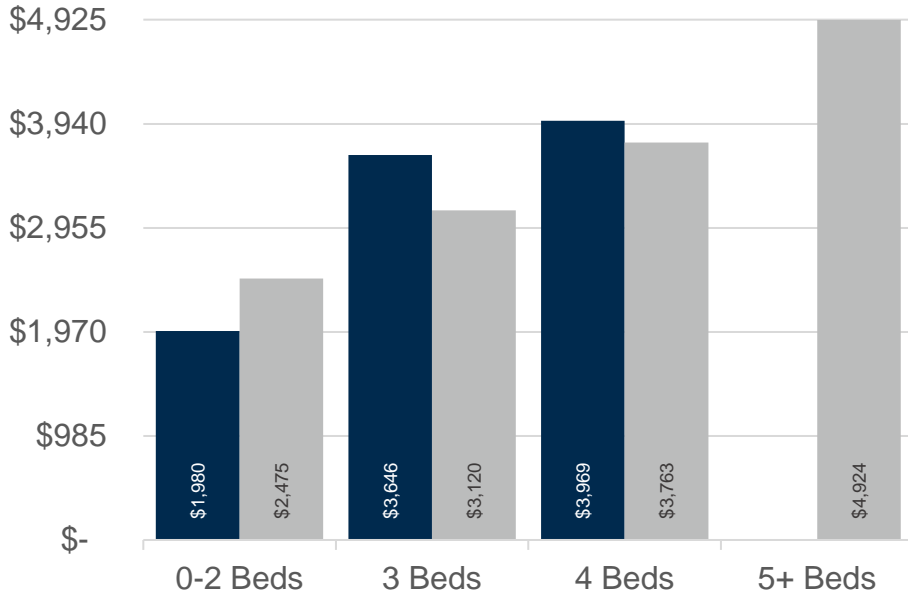
610

Southeast Snohomish

NORTH OF SEATTLE




AUGUST 2024 | NWMLS Monthly Rental Data



Average Rental Price

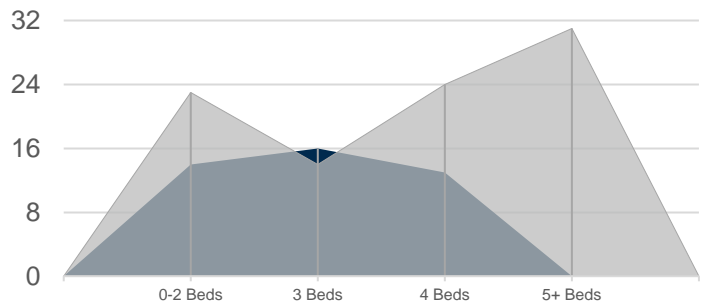
| Beds | Aug 2024 | Aug 2023 | Change |
|------|----------|----------|--------|
| 0-2 | \$1,980 | \$2,475 | -20% ↓ |
| 3 | \$3,646 | \$3,120 | 17% ↑ |
| 4 | \$3,969 | \$3,763 | 5% ↑ |
| 5+ | \$- | \$4,924 | n/a |

Number of Units Rented



| | 0-2 Beds | 3 Beds | 4 Beds | 5+ Beds | Total |
|----------|----------|--------|--------|---------|-------|
| Aug 2024 | 5 | 7 | 5 | 0 | 17 |
| Aug 2023 | 2 | 5 | 4 | 4 | 15 |

Average Number of Days on Market



| | 0-2 Beds | 3 Beds | 4 Beds | 5+ Beds |
|----------|----------|--------|--------|---------|
| Aug 2024 | 14 | 16 | 13 | n/a |
| Aug 2023 | 23 | 14 | 24 | 31 |



propertymanager@windermere.com

Seattle | Kirkland | Puyallup | windermere-pm.com | 206.621.2037

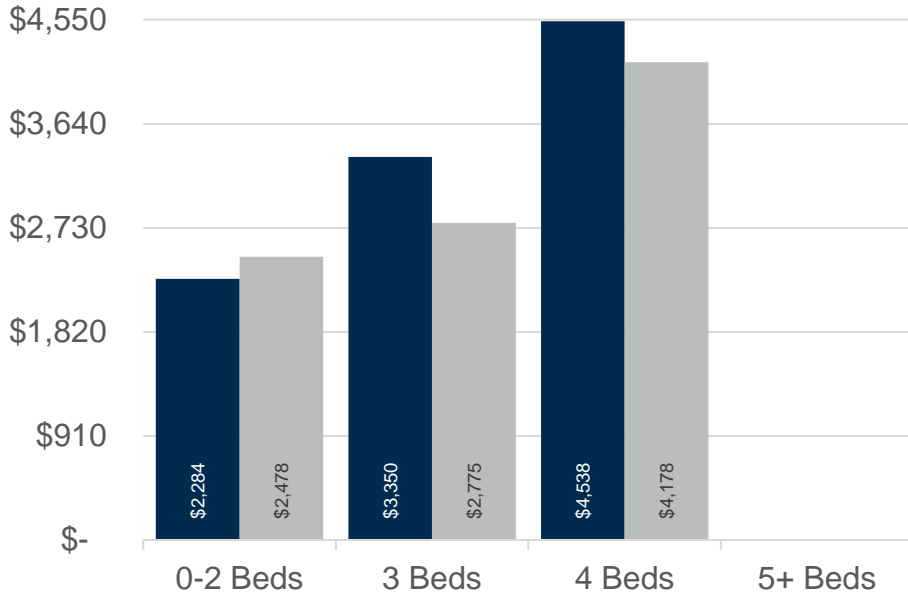
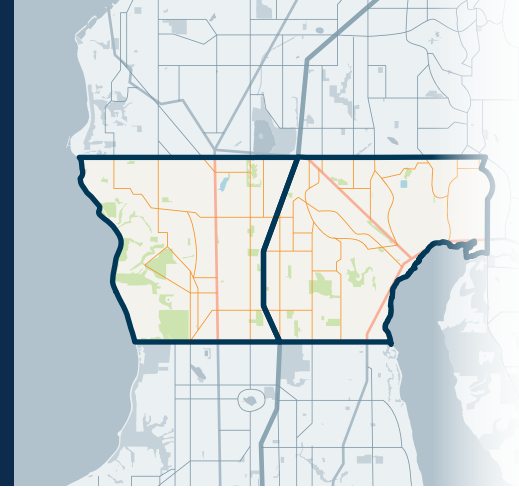


715&720

Richmond Beach/Shoreline, LF Park

NORTH OF SEATTLE


AUGUST 2024 | NWMLS Monthly Rental Data



Average Rental Price

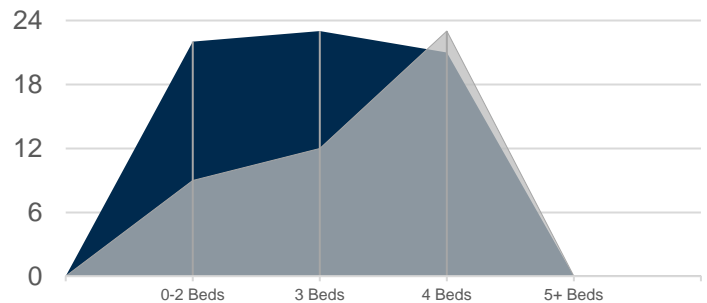
| Beds | Aug 2024 | Aug 2023 | Change |
|------|----------|----------|--------|
| 0-2 | \$2,284 | \$2,478 | -8% ↓ |
| 3 | \$3,350 | \$2,775 | 21% ↑ |
| 4 | \$4,538 | \$4,178 | 9% ↑ |
| 5+ | \$- | \$- | n/a |

Number of Units Rented



| | 0-2 Beds | 3 Beds | 4 Beds | 5+ Beds | Total |
|----------|----------|--------|--------|---------|-------|
| Aug 2024 | 4 | 3 | 2 | 0 | 9 |
| Aug 2023 | 3 | 2 | 4 | 0 | 9 |

Average Number of Days on Market



| | 0-2 Beds | 3 Beds | 4 Beds | 5+ Beds |
|----------|----------|--------|--------|---------|
| Aug 2024 | 22 | 23 | 21 | n/a |
| Aug 2023 | 9 | 12 | 23 | n/a |

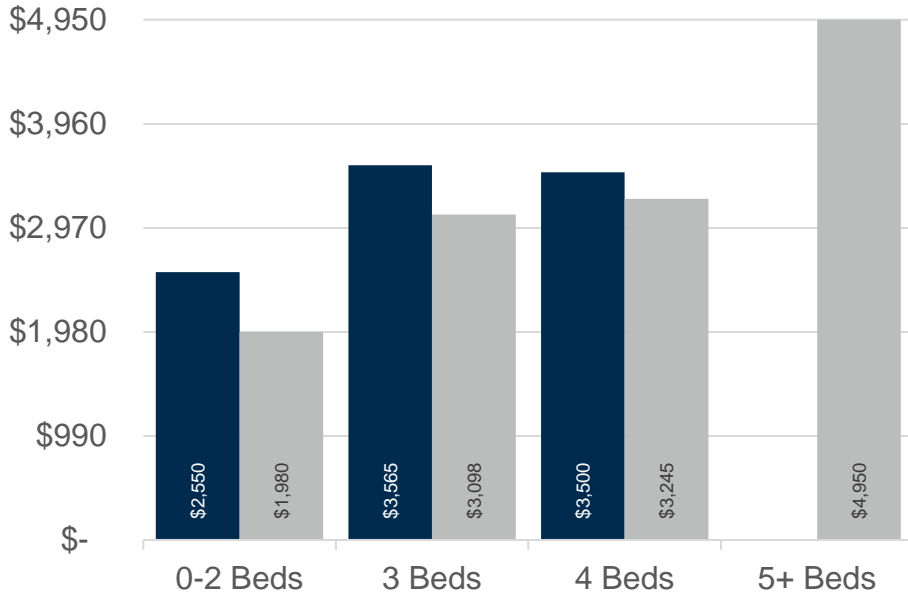
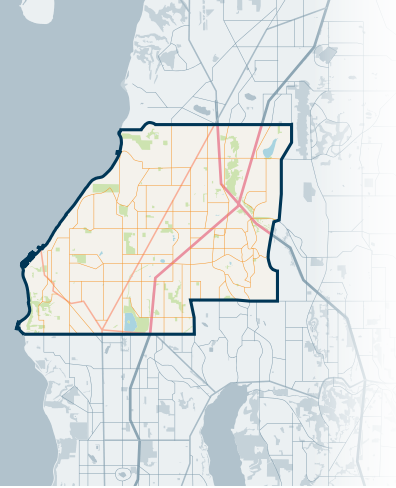


730

Southwest Snohomish

NORTH OF SEATTLE


AUGUST 2024 | NWMLS Monthly Rental Data



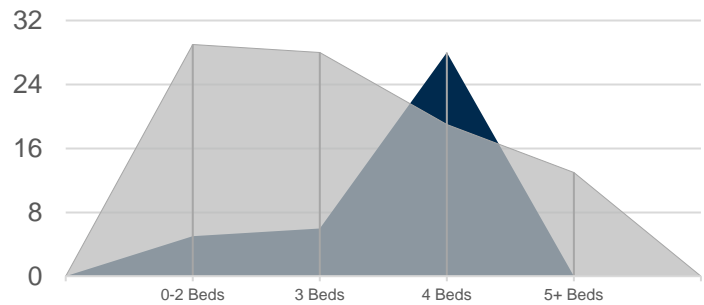
Average Rental Price

| Beds | Aug 2024 | Aug 2023 | Change |
|------|----------|----------|--------|
| 0-2 | \$2,550 | \$1,980 | 29% ↑ |
| 3 | \$3,565 | \$3,098 | 15% ↑ |
| 4 | \$3,500 | \$3,245 | 8% ↑ |
| 5+ | \$- | \$4,950 | n/a |

Number of Units Rented



Average Number of Days on Market



| | 0-2 Beds | 3 Beds | 4 Beds | 5+ Beds | Total |
|----------|----------|--------|--------|---------|-------|
| Aug 2024 | 1 | 3 | 1 | 0 | 5 |
| Aug 2023 | 4 | 2 | 3 | 1 | 10 |

| | 0-2 Beds | 3 Beds | 4 Beds | 5+ Beds |
|----------|----------|--------|--------|---------|
| Aug 2024 | 5 | 6 | 28 | n/a |
| Aug 2023 | 29 | 28 | 19 | 13 |



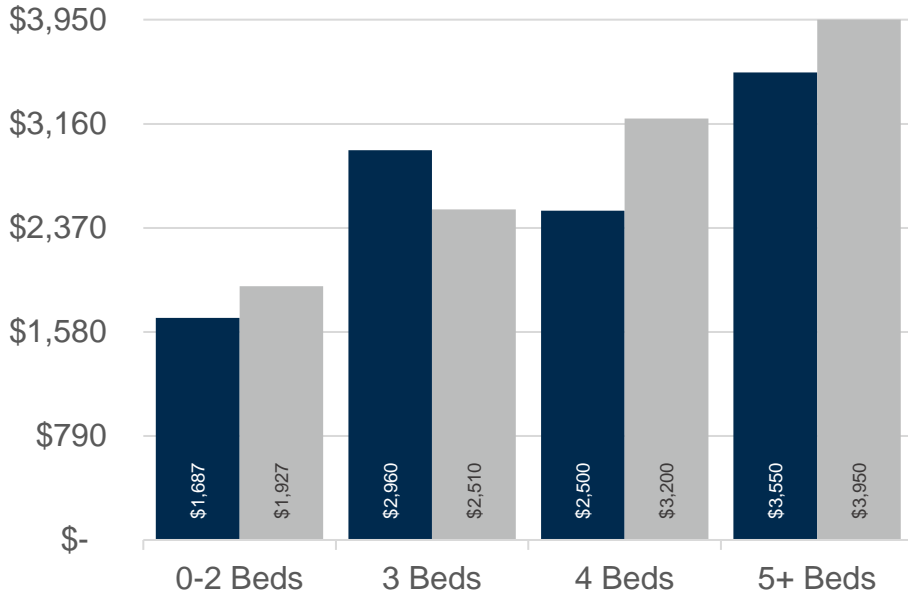
propertymanager@windermere.com

Seattle | Kirkland | Puyallup | windermere-pm.com | 206.621.2037



NORTH OF SEATTLE


AUGUST 2024 | NWMLS Monthly Rental Data



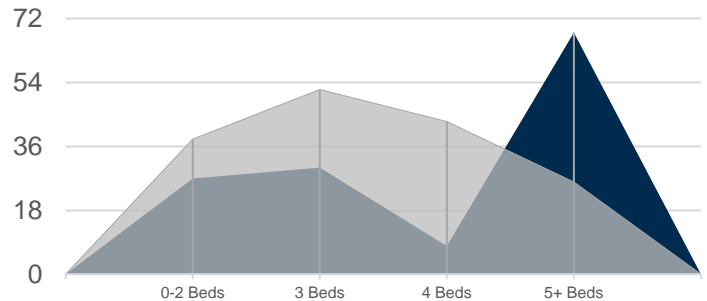
Average Rental Price

| Beds | Aug 2024 | Aug 2023 | Change |
|------|----------|----------|--------|
| 0-2 | \$1,687 | \$1,927 | -12% ↓ |
| 3 | \$2,960 | \$2,510 | 18% ↑ |
| 4 | \$2,500 | \$3,200 | -22% ↓ |
| 5+ | \$3,550 | \$3,950 | -10% ↓ |

Number of Units Rented



Average Number of Days on Market



| | 0-2 Beds | 3 Beds | 4 Beds | 5+ Beds | Total |
|----------|----------|--------|--------|---------|-------|
| Aug 2024 | 6 | 7 | 1 | 2 | 16 |
| Aug 2023 | 7 | 5 | 3 | 1 | 16 |

| | 0-2 Beds | 3 Beds | 4 Beds | 5+ Beds |
|----------|----------|--------|--------|---------|
| Aug 2024 | 27 | 30 | 8 | 68 |
| Aug 2023 | 38 | 52 | 43 | 26 |