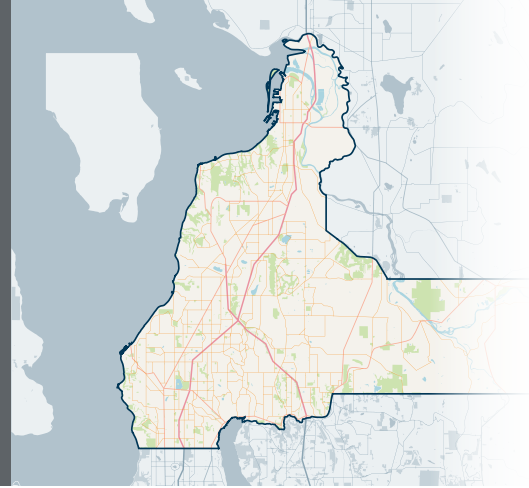


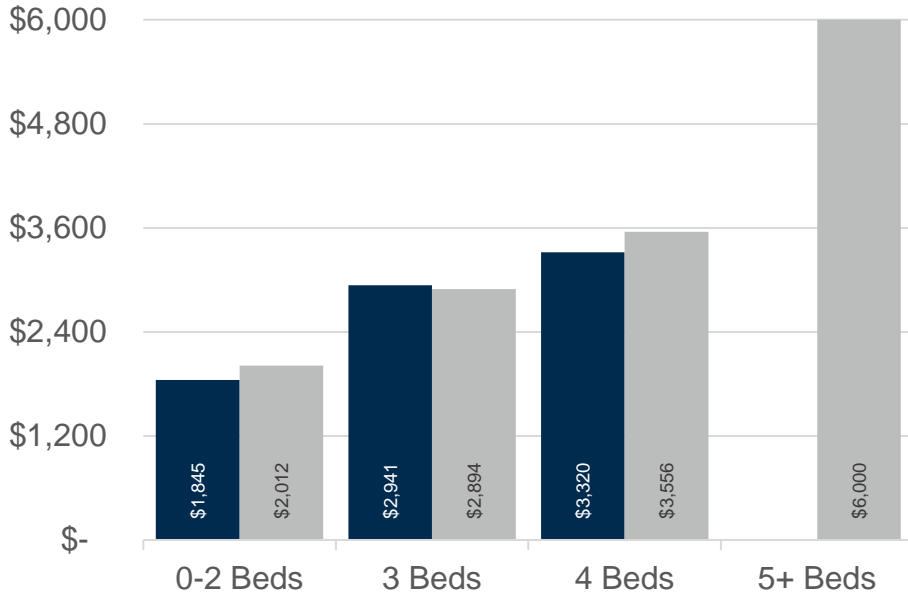


REGION

NORTH OF SEATTLE




NOVEMBER 2024 | NWMLS Monthly Rental Data



Average Rental Price

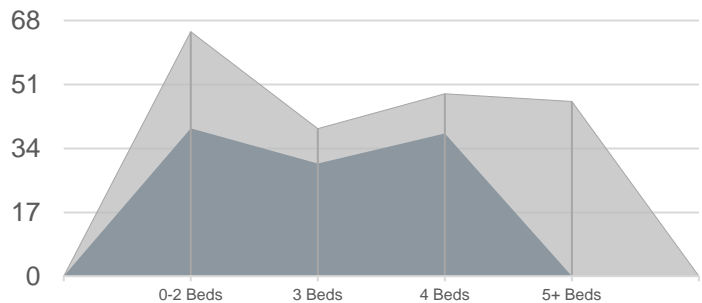
Beds	Nov 2024	Nov 2023	Change
0-2	\$1,845	\$2,012	-8% ↓
3	\$2,941	\$2,894	2% ↑
4	\$3,320	\$3,556	-7% ↓
5+	\$-	\$6,000	n/a

Number of Units Rented



	0-2 Beds	3 Beds	4 Beds	5+ Beds	Total
Nov 2024	9	12	9	0	30
Nov 2023	13	13	17	2	45

Average Number of Days on Market



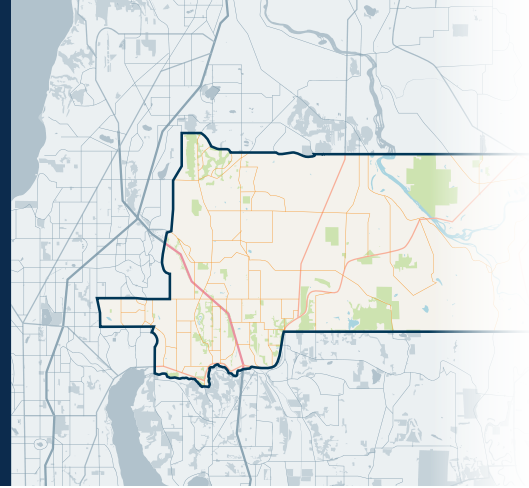
	0-2 Beds	3 Beds	4 Beds	5+ Beds
Nov 2024	39	30	38	n/a
Nov 2023	65	39	49	47



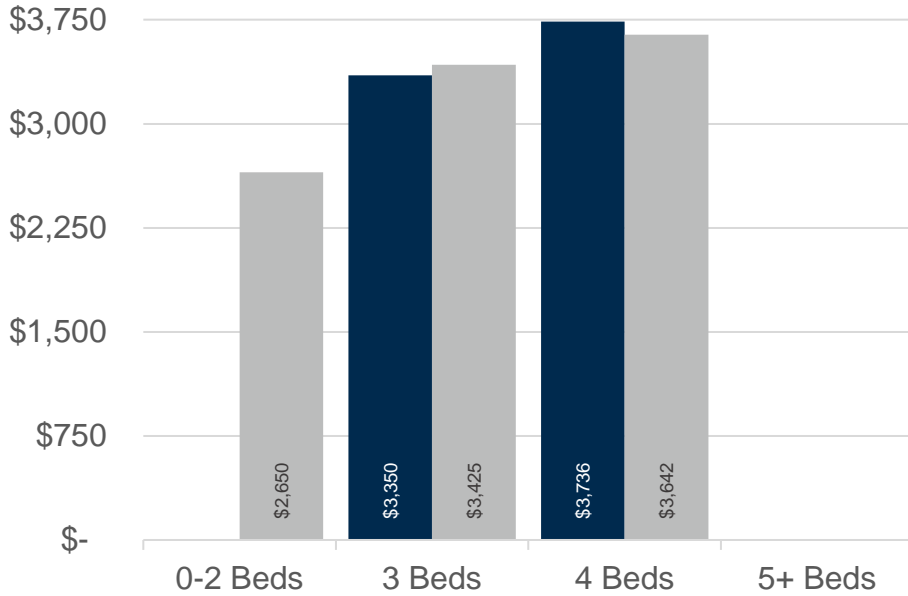
610

Southeast Snohomish

NORTH OF SEATTLE




NOVEMBER 2024 | NWMLS Monthly Rental Data



Average Rental Price

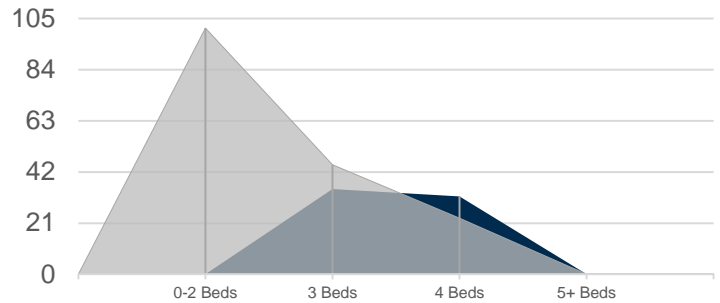
Beds	Nov 2024	Nov 2023	Change
0-2	\$-	\$2,650	n/a
3	\$3,350	\$3,425	-2% ↓
4	\$3,736	\$3,642	3% ↑
5+	\$-	\$-	n/a

Number of Units Rented



	0-2 Beds	3 Beds	4 Beds	5+ Beds	Total
Nov 2024	0	2	4	0	6
Nov 2023	3	2	7	0	12

Average Number of Days on Market



	0-2 Beds	3 Beds	4 Beds	5+ Beds
Nov 2024	n/a	35	32	n/a
Nov 2023	101	45	23	n/a

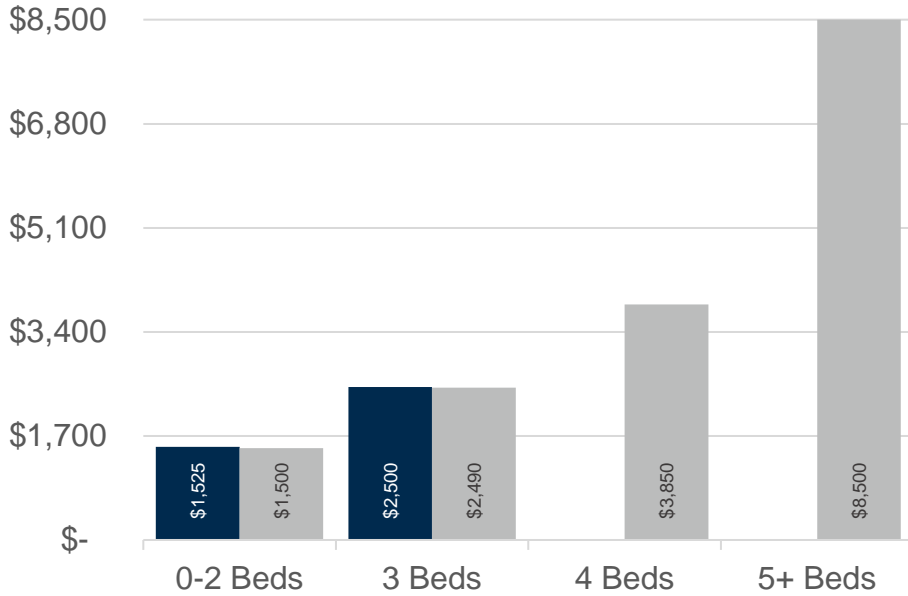
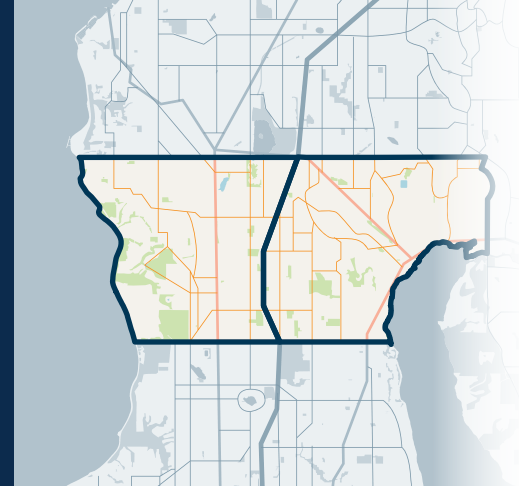


715&720

Richmond Beach/Shoreline, LF Park

NORTH OF SEATTLE


NOVEMBER 2024 | NWMLS Monthly Rental Data



Average Rental Price

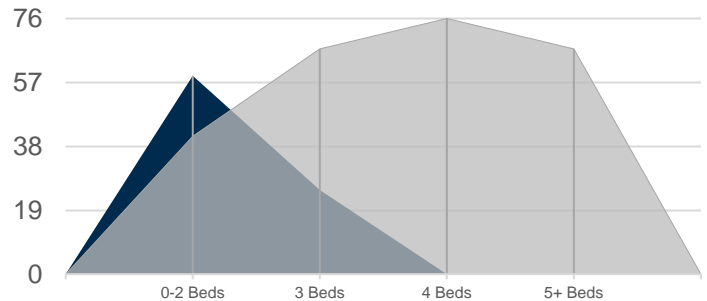
Beds	Nov 2024	Nov 2023	Change
0-2	\$1,525	\$1,500	2% ↑
3	\$2,500	\$2,490	0% ↑
4	\$-	\$3,850	n/a
5+	\$-	\$8,500	n/a

Number of Units Rented



	0-2 Beds	3 Beds	4 Beds	5+ Beds	Total
Nov 2024	1	1	0	0	2
Nov 2023	2	1	2	1	6

Average Number of Days on Market



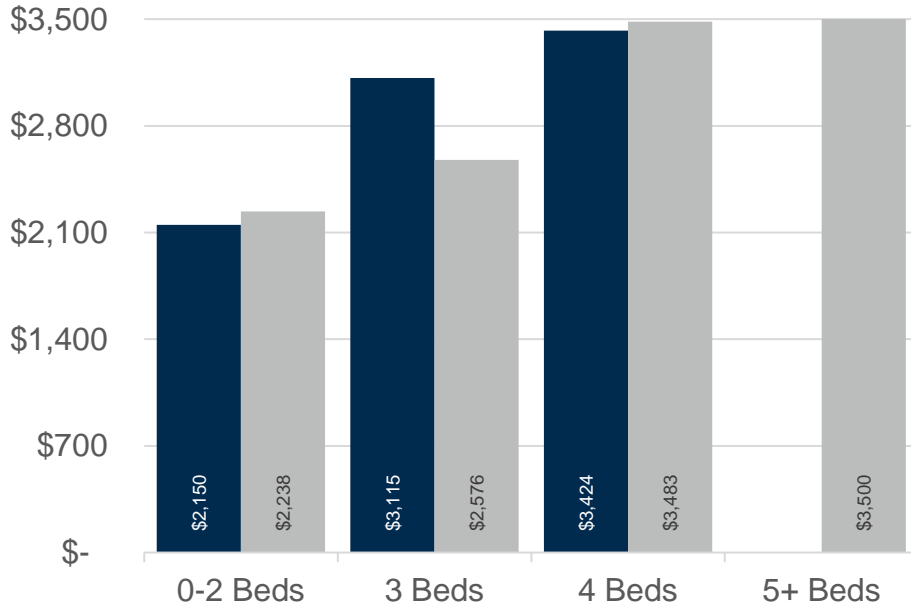
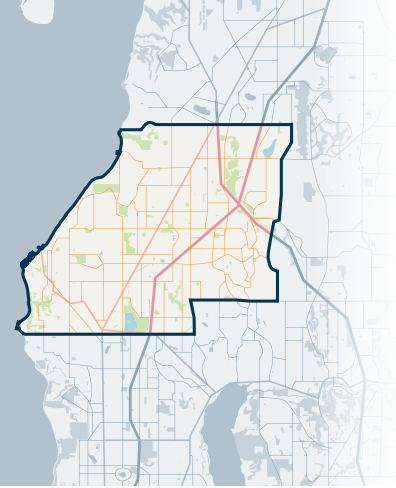
	0-2 Beds	3 Beds	4 Beds	5+ Beds
Nov 2024	59	25	n/a	n/a
Nov 2023	41	67	76	67



730
Southwest Snohomish

NORTH OF SEATTLE


NOVEMBER 2024 | NWMLS Monthly Rental Data



Average Rental Price

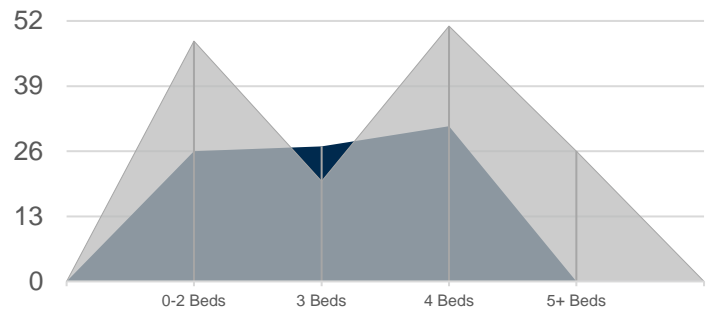
Beds	Nov 2024	Nov 2023	Change
0-2	\$2,150	\$2,238	-4% ↓
3	\$3,115	\$2,576	21% ↑
4	\$3,424	\$3,483	-2% ↓
5+	\$-	\$3,500	n/a

Number of Units Rented



	0-2 Beds	3 Beds	4 Beds	5+ Beds	Total
Nov 2024	2	3	4	0	9
Nov 2023	4	6	3	1	14

Average Number of Days on Market



	0-2 Beds	3 Beds	4 Beds	5+ Beds
Nov 2024	26	27	31	n/a
Nov 2023	48	20	51	26

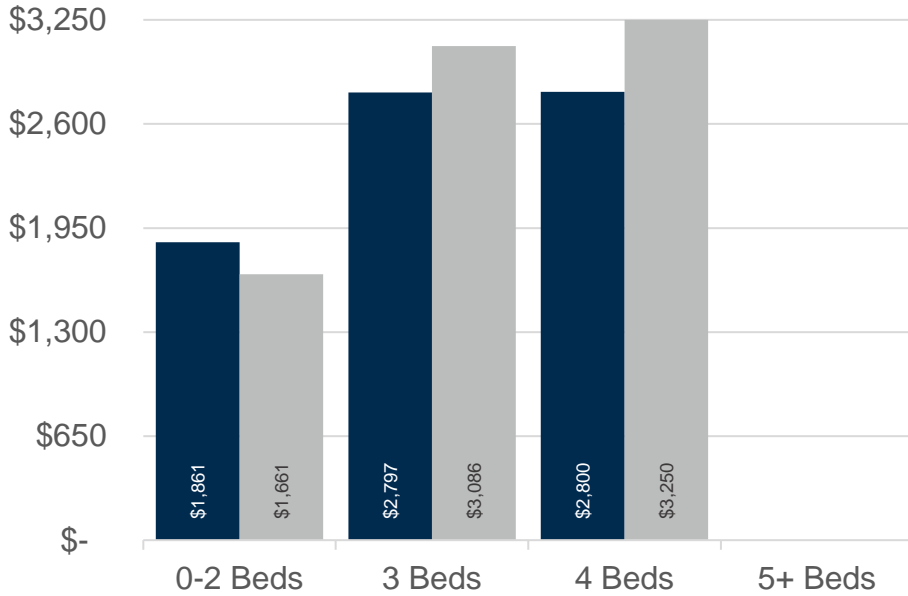


740
Everett/Mukilteo



NORTH OF SEATTLE


NOVEMBER 2024 | NWMLS Monthly Rental Data



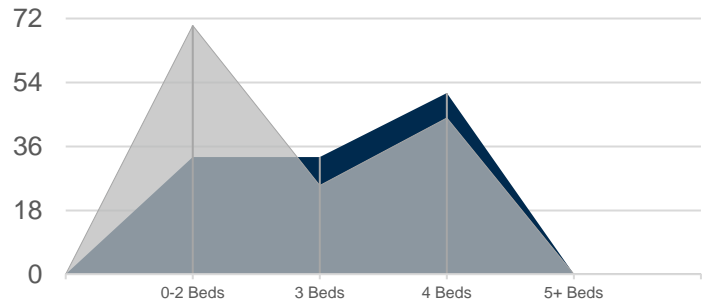
Average Rental Price

Beds	Nov 2024	Nov 2023	Change
0-2	\$1,861	\$1,661	12% ↑
3	\$2,797	\$3,086	-9% ↓
4	\$2,800	\$3,250	-14% ↓
5+	\$-	\$-	n/a

Number of Units Rented



Average Number of Days on Market



	0-2 Beds	3 Beds	4 Beds	5+ Beds	Total
Nov 2024	6	6	1	0	13
Nov 2023	4	4	5	0	13

	0-2 Beds	3 Beds	4 Beds	5+ Beds
Nov 2024	33	33	51	n/a
Nov 2023	70	25	44	n/a