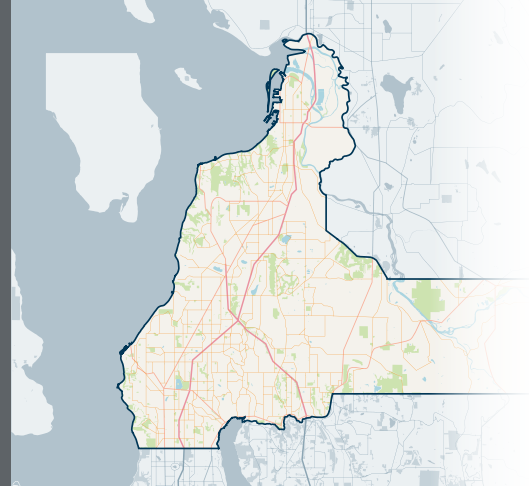


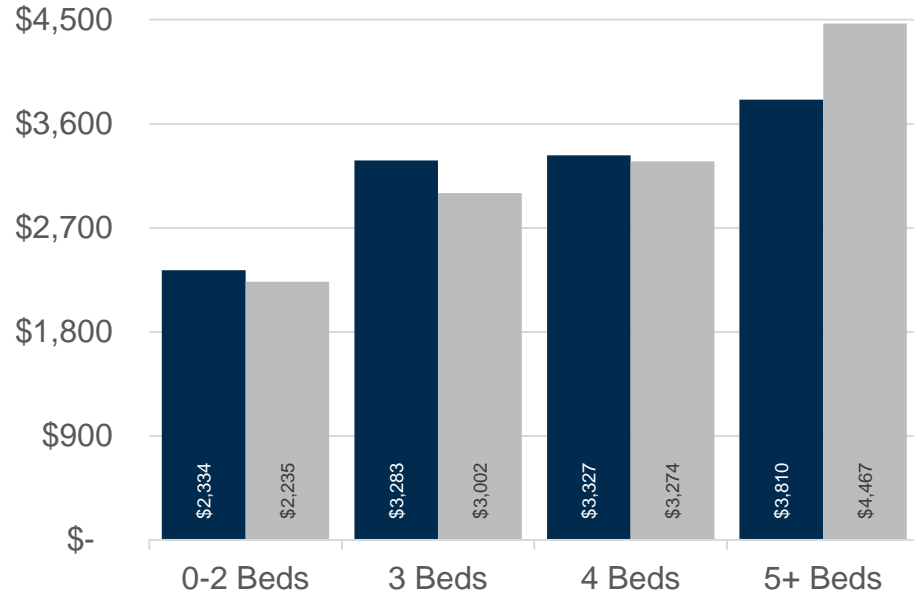


REGION

NORTH OF SEATTLE




DECEMBER 2024 | NWMLS Monthly Rental Data



Average Rental Price

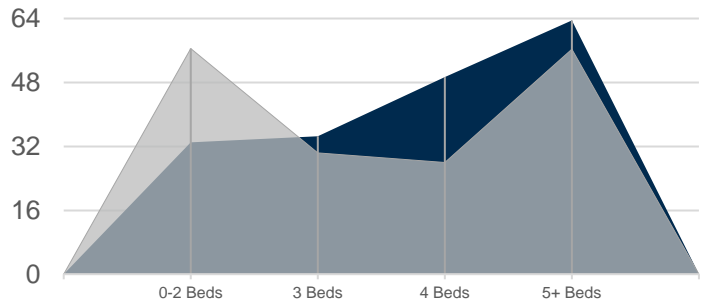
Beds	Dec 2024	Dec 2023	Change
0-2	\$2,334	\$2,235	4% ↑
3	\$3,283	\$3,002	9% ↑
4	\$3,327	\$3,274	2% ↑
5+	\$3,810	\$4,467	-15% ↓

Number of Units Rented



	0-2 Beds	3 Beds	4 Beds	5+ Beds	Total
Dec 2024	11	24	7	2	44
Dec 2023	14	16	5	4	39

Average Number of Days on Market



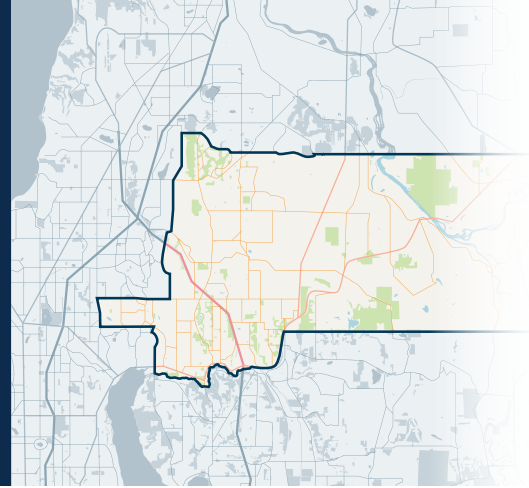
	0-2 Beds	3 Beds	4 Beds	5+ Beds
Dec 2024	33	35	49	64
Dec 2023	57	30	28	56



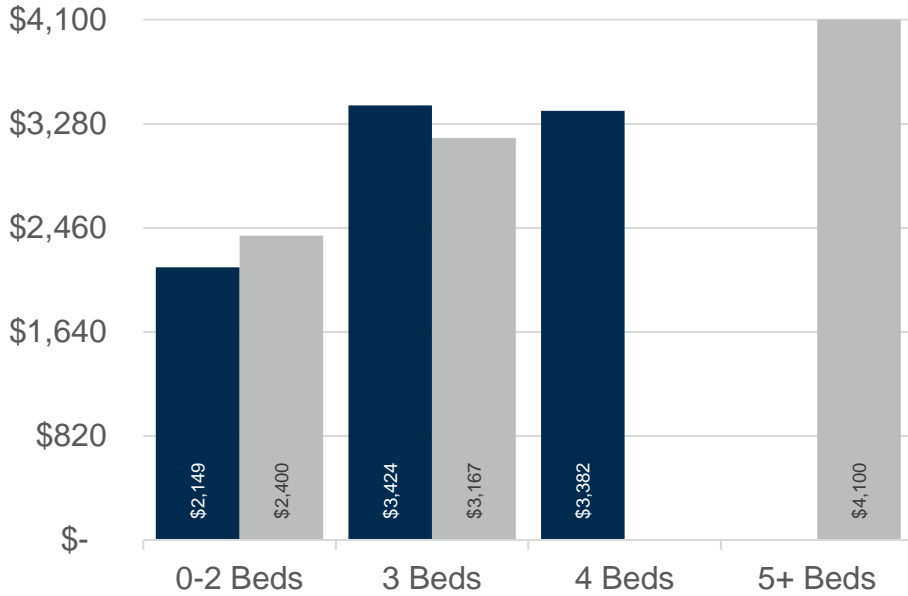
610

Southeast Snohomish

NORTH OF SEATTLE




DECEMBER 2024 | NWMLS Monthly Rental Data



Average Rental Price

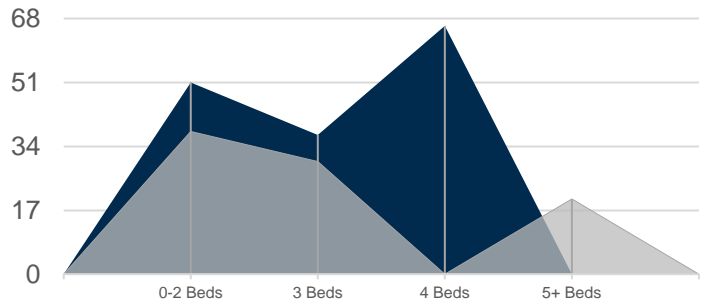
Beds	Dec 2024	Dec 2023	Change
0-2	\$2,149	\$2,400	-10% ↓
3	\$3,424	\$3,167	8% ↑
4	\$3,382	\$-	n/a
5+	\$-	\$4,100	n/a

Number of Units Rented



	0-2 Beds	3 Beds	4 Beds	5+ Beds	Total
Dec 2024	4	6	3	0	13
Dec 2023	1	3	0	2	6

Average Number of Days on Market



	0-2 Beds	3 Beds	4 Beds	5+ Beds
Dec 2024	51	37	66	n/a
Dec 2023	38	30	n/a	20

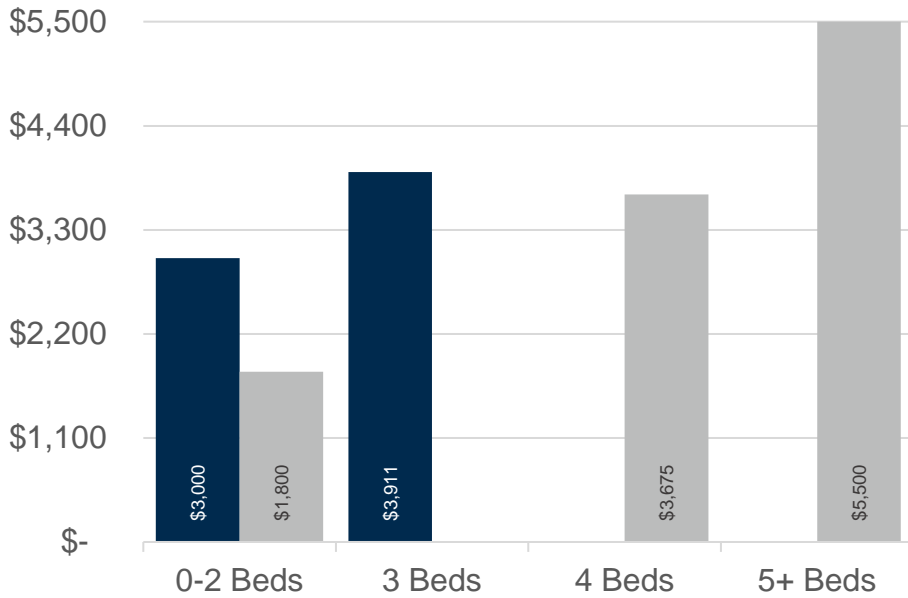
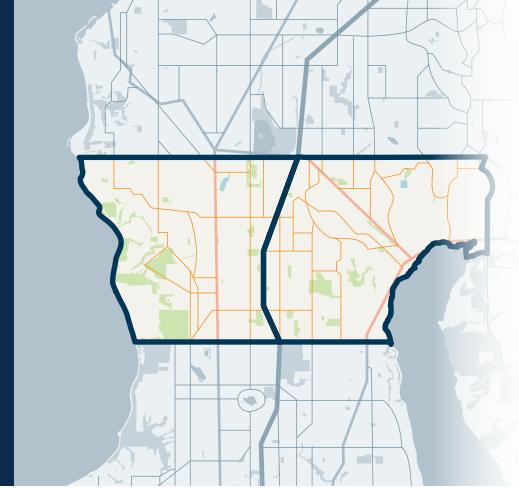


715&720

Richmond Beach/Shoreline, LF Park

NORTH OF SEATTLE

DECEMBER 2024 | NWMLS Monthly Rental Data



Average Rental Price

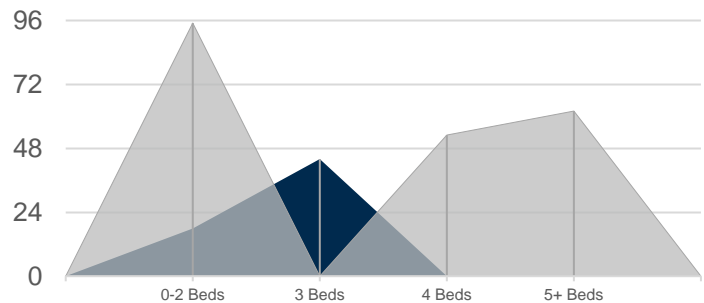
Beds	Dec 2024	Dec 2023	Change
0-2	\$3,000	\$1,800	67% ↑
3	\$3,911	\$-	n/a
4	\$-	\$3,675	n/a
5+	\$-	\$5,500	n/a

Number of Units Rented



	0-2 Beds	3 Beds	4 Beds	5+ Beds	Total
Dec 2024	1	4	0	0	5
Dec 2023	1	0	2	1	4

Average Number of Days on Market



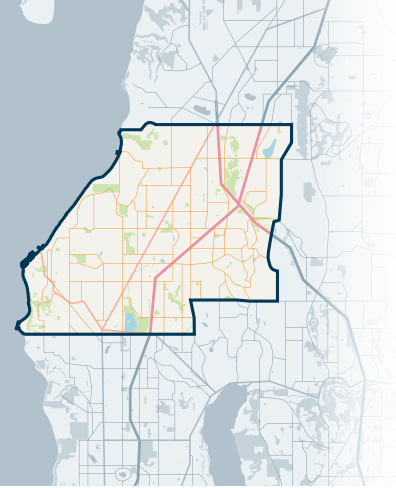
	0-2 Beds	3 Beds	4 Beds	5+ Beds
Dec 2024	18	44	n/a	n/a
Dec 2023	95	n/a	53	62



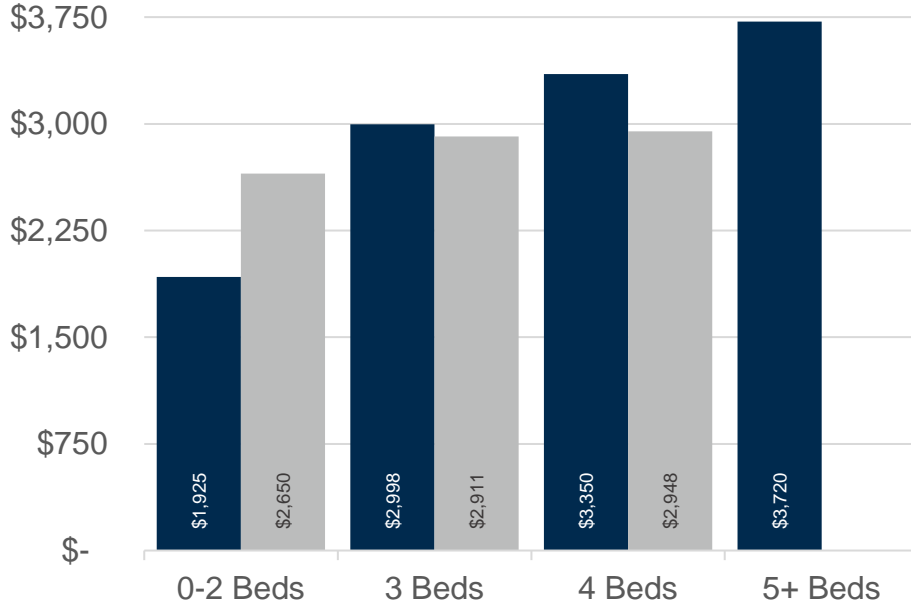
730

Southwest Snohomish

NORTH OF SEATTLE




DECEMBER 2024 | NWMLS Monthly Rental Data



Average Rental Price

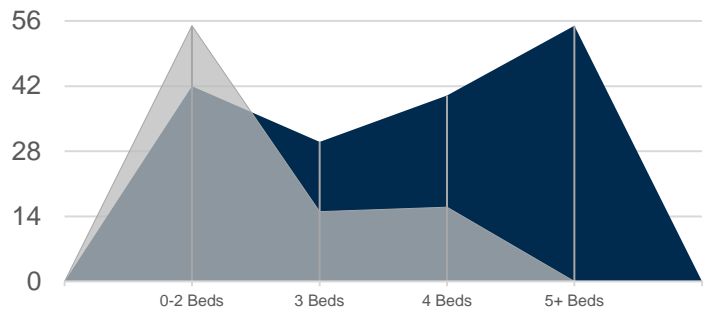
Beds	Dec 2024	Dec 2023	Change
0-2	\$1,925	\$2,650	-27% ↓
3	\$2,998	\$2,911	3% ↑
4	\$3,350	\$2,948	14% ↑
5+	\$3,720	\$-	n/a

Number of Units Rented



	0-2 Beds	3 Beds	4 Beds	5+ Beds	Total
Dec 2024	2	3	1	1	7
Dec 2023	3	4	2	0	9

Average Number of Days on Market



	0-2 Beds	3 Beds	4 Beds	5+ Beds
Dec 2024	42	30	40	55
Dec 2023	55	15	16	n/a

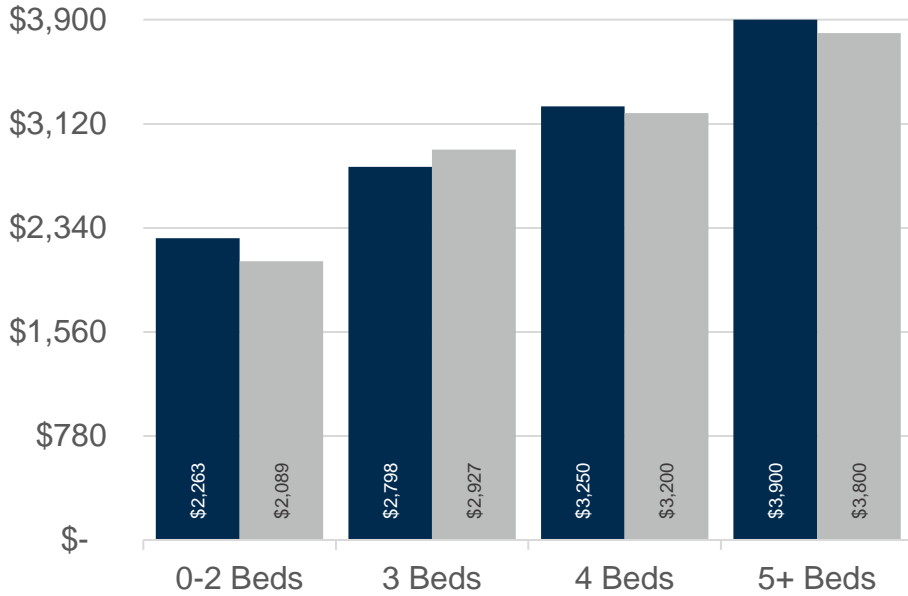


740
Everett/Mukilteo



NORTH OF SEATTLE


DECEMBER 2024 | NWMLS Monthly Rental Data



Average Rental Price

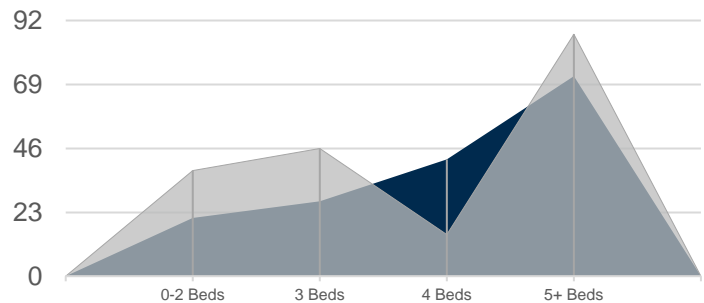
Beds	Dec 2024	Dec 2023	Change
0-2	\$2,263	\$2,089	8% ↑
3	\$2,798	\$2,927	-4% ↓
4	\$3,250	\$3,200	2% ↑
5+	\$3,900	\$3,800	3% ↑

Number of Units Rented



	0-2 Beds	3 Beds	4 Beds	5+ Beds	Total
Dec 2024	4	11	3	1	19
Dec 2023	9	9	1	1	20

Average Number of Days on Market



	0-2 Beds	3 Beds	4 Beds	5+ Beds
Dec 2024	21	27	42	72
Dec 2023	38	46	15	87