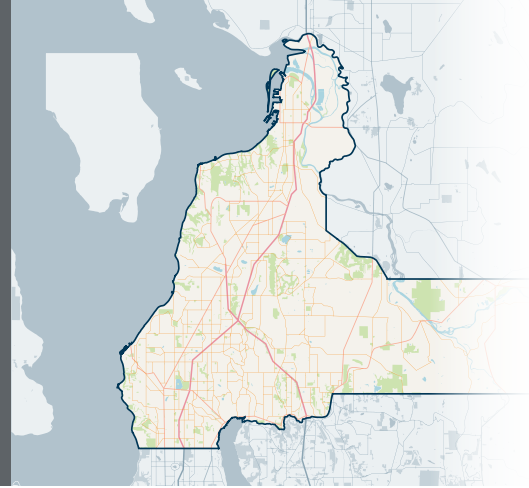


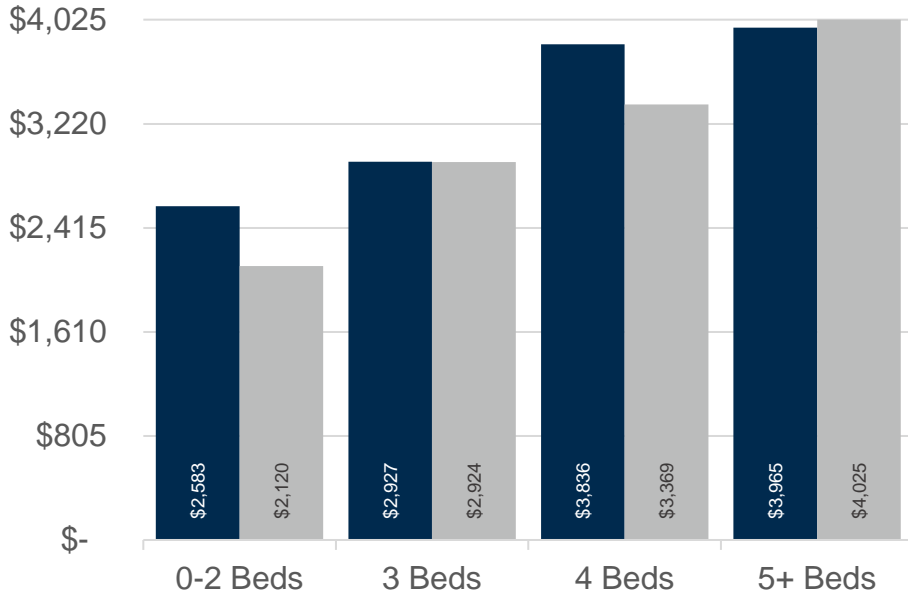


REGION

NORTH OF SEATTLE




JANUARY 2025 | NWMLS Monthly Rental Data



Average Rental Price

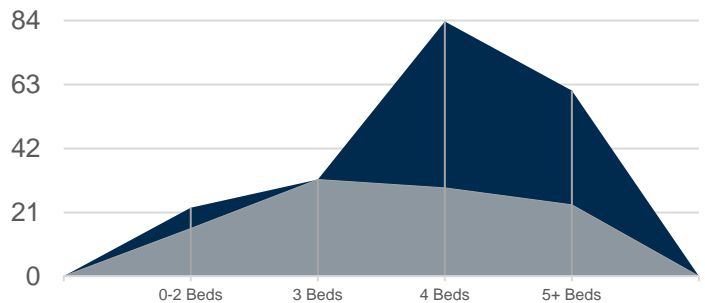
Beds	Jan 2025	Jan 2024	Change
0-2	\$2,583	\$2,120	22% ↑
3	\$2,927	\$2,924	0% ↑
4	\$3,836	\$3,369	14% ↑
5+	\$3,965	\$4,025	-1% ↓

Number of Units Rented



	0-2 Beds	3 Beds	4 Beds	5+ Beds	Total
Jan 2025	7	12	7	3	29
Jan 2024	10	15	8	2	35

Average Number of Days on Market



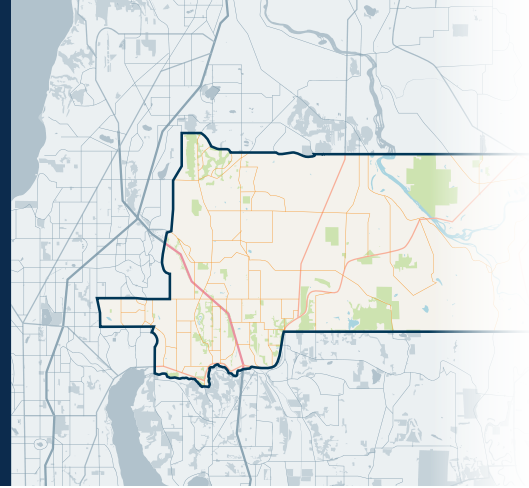
	0-2 Beds	3 Beds	4 Beds	5+ Beds
Jan 2025	23	32	84	61
Jan 2024	16	32	29	24



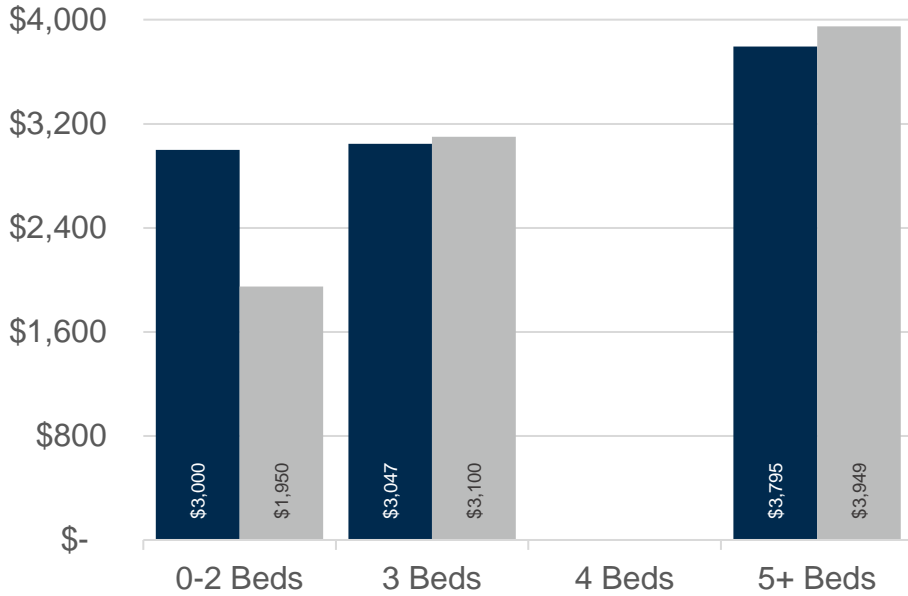
610

Southeast Snohomish

NORTH OF SEATTLE




JANUARY 2025 | NWMLS Monthly Rental Data



Average Rental Price

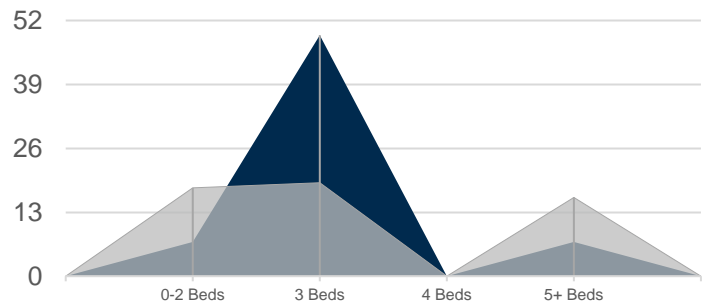
Beds	Jan 2025	Jan 2024	Change
0-2	\$3,000	\$1,950	54% ↑
3	\$3,047	\$3,100	-2% ↓
4	\$-	\$-	n/a
5+	\$3,795	\$3,949	-4% ↓

Number of Units Rented



	0-2 Beds	3 Beds	4 Beds	5+ Beds	Total
Jan 2025	1	3	0	1	5
Jan 2024	2	1	0	1	4

Average Number of Days on Market



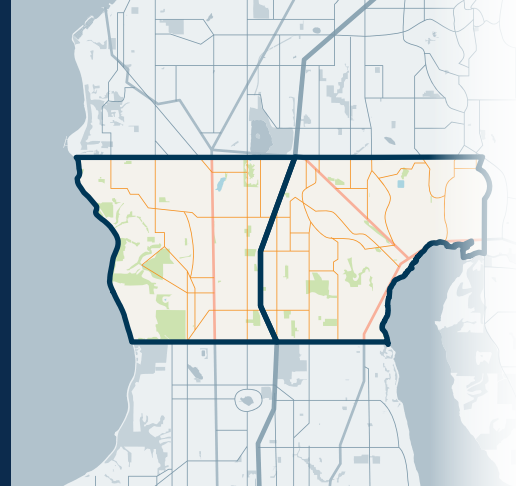
	0-2 Beds	3 Beds	4 Beds	5+ Beds
Jan 2025	7	49	n/a	7
Jan 2024	18	19	n/a	16



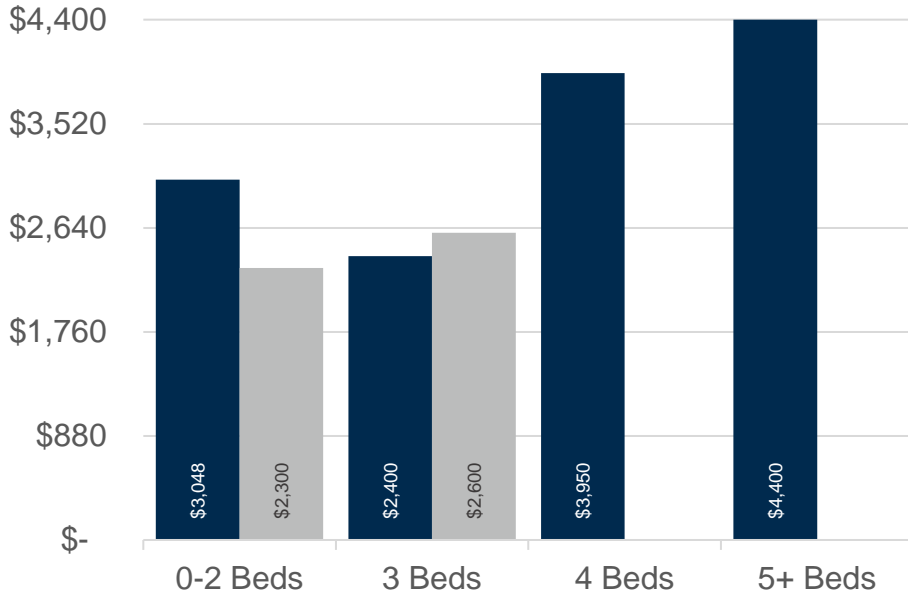
715&720

Richmond Beach/Shoreline, LF Park

NORTH OF SEATTLE




JANUARY 2025 | NWMLS Monthly Rental Data



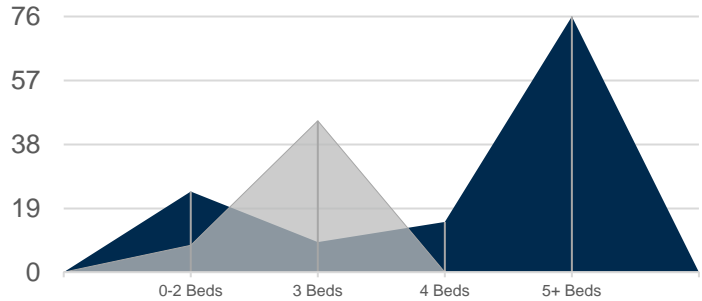
Average Rental Price

Beds	Jan 2025	Jan 2024	Change
0-2	\$3,048	\$2,300	33% ↑
3	\$2,400	\$2,600	-8% ↓
4	\$3,950	\$-	n/a
5+	\$4,400	\$-	n/a

Number of Units Rented



Average Number of Days on Market



	0-2 Beds	3 Beds	4 Beds	5+ Beds	Total
Jan 2025	2	1	1	1	5
Jan 2024	1	2	0	0	3

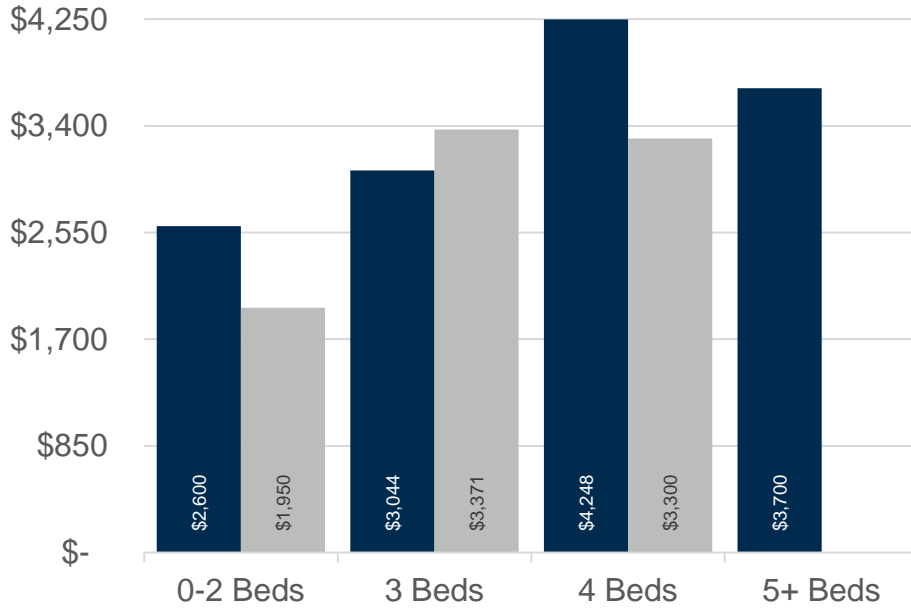
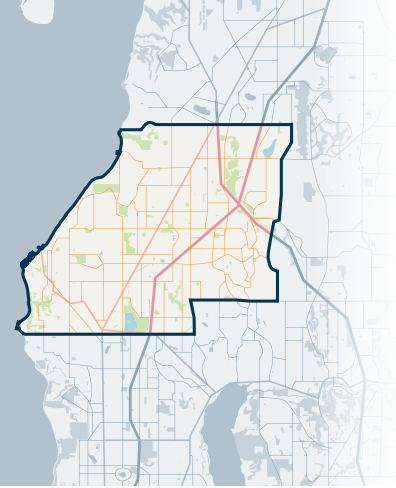
	0-2 Beds	3 Beds	4 Beds	5+ Beds
Jan 2025	24	9	15	76
Jan 2024	8	45	n/a	n/a



730 Southwest Snohomish

NORTH OF SEATTLE


JANUARY 2025 | NWMLS Monthly Rental Data



Average Rental Price

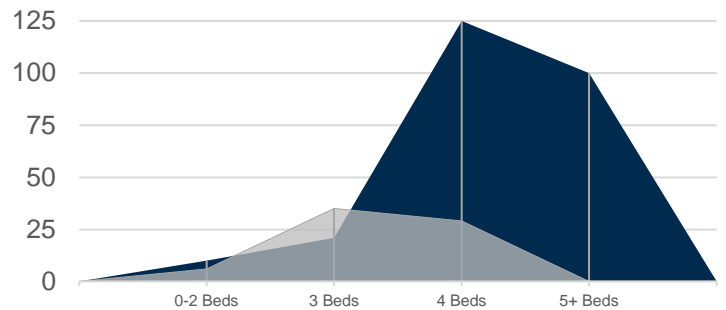
Beds	Jan 2025	Jan 2024	Change
0-2	\$2,600	\$1,950	33% ↑
3	\$3,044	\$3,371	-10% ↓
4	\$4,248	\$3,300	29% ↑
5+	\$3,700	\$-	n/a

Number of Units Rented



	0-2 Beds	3 Beds	4 Beds	5+ Beds	Total
Jan 2025	1	5	2	1	9
Jan 2024	2	6	3	0	11

Average Number of Days on Market



	0-2 Beds	3 Beds	4 Beds	5+ Beds
Jan 2025	10	21	125	100
Jan 2024	6	35	29	n/a

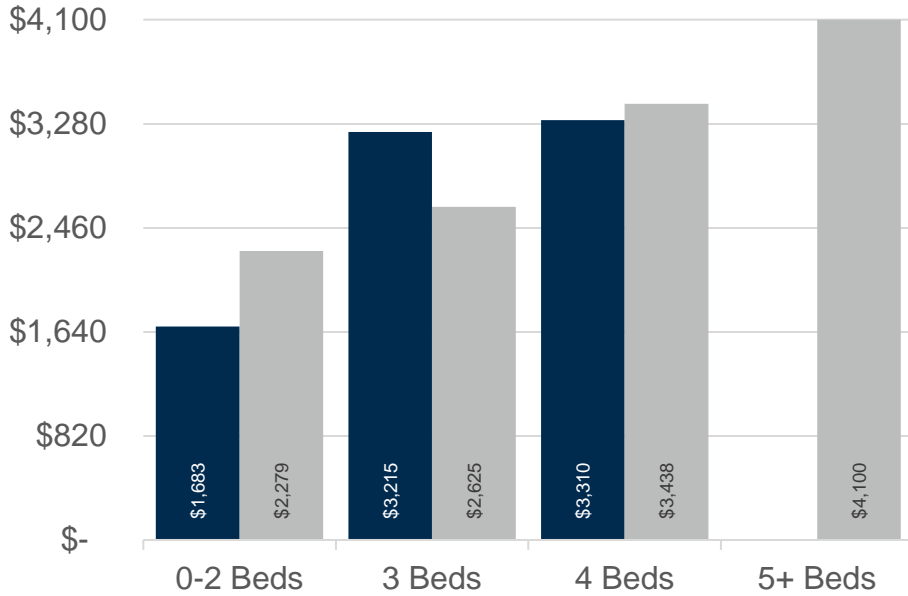


740
Everett/Mukilteo



NORTH OF SEATTLE


JANUARY 2025 | NWMLS Monthly Rental Data



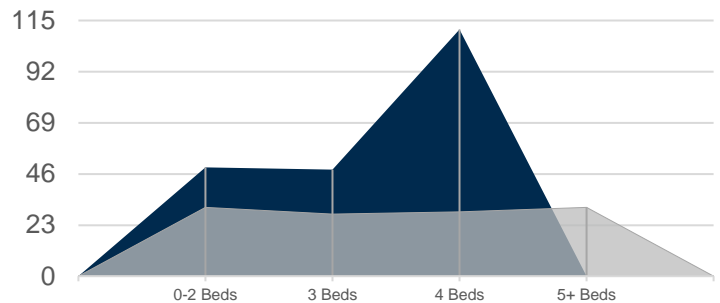
Average Rental Price

Beds	Jan 2025	Jan 2024	Change
0-2	\$1,683	\$2,279	-26% ↓
3	\$3,215	\$2,625	22% ↑
4	\$3,310	\$3,438	-4% ↓
5+	\$-	\$4,100	n/a

Number of Units Rented



Average Number of Days on Market



	0-2 Beds	3 Beds	4 Beds	5+ Beds	Total
Jan 2025	3	3	4	0	10
Jan 2024	5	6	5	1	17

	0-2 Beds	3 Beds	4 Beds	5+ Beds
Jan 2025	49	48	111	n/a
Jan 2024	31	28	29	31