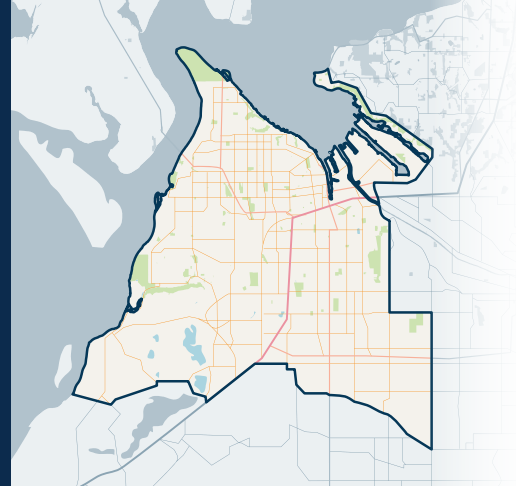




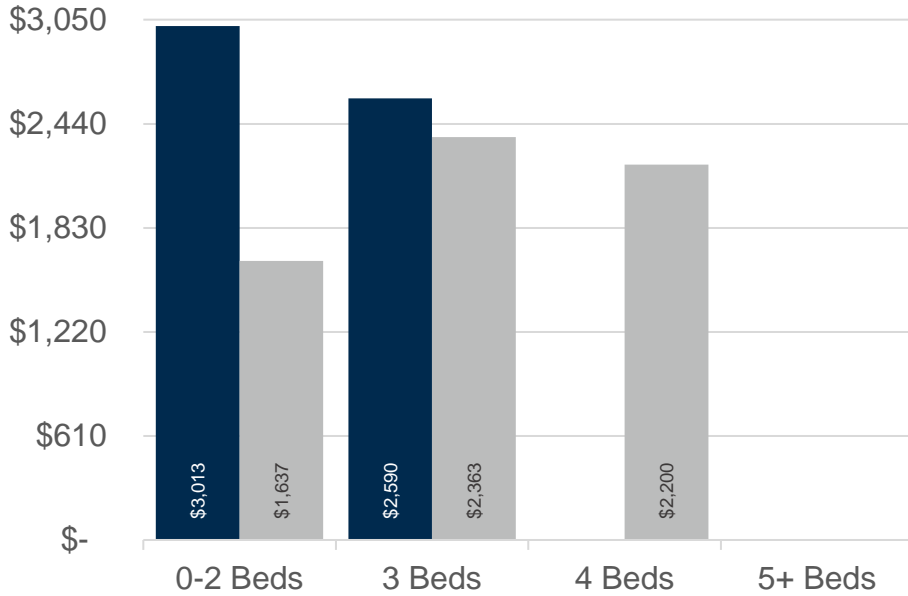
# 13-69&78

Tacoma, Lakewood & Spanaway

# TACOMA METRO




JANUARY 2025 | NWMLS Monthly Rental Data



## Average Rental Price

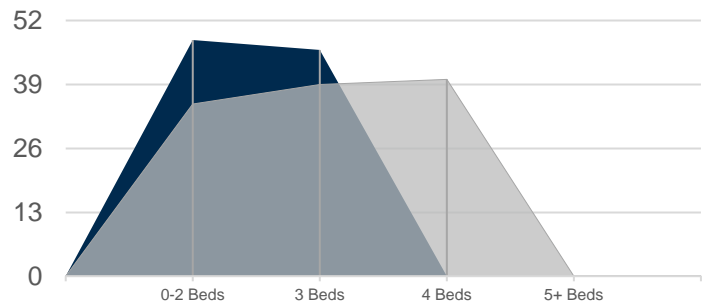
Beds	Jan 2025	Jan 2024	Change
0-2	\$3,013	\$1,637	84% ↑
3	\$2,590	\$2,363	10% ↑
4	\$-	\$2,200	n/a
5+	\$-	\$-	n/a

## Number of Units Rented



	0-2 Beds	3 Beds	4 Beds	5+ Beds	Total
Jan 2025	2	5	0	0	7
Jan 2024	8	4	1	0	13

## Average Number of Days on Market



	0-2 Beds	3 Beds	4 Beds	5+ Beds
Jan 2025	48	46	n/a	n/a
Jan 2024	35	39	40	n/a