



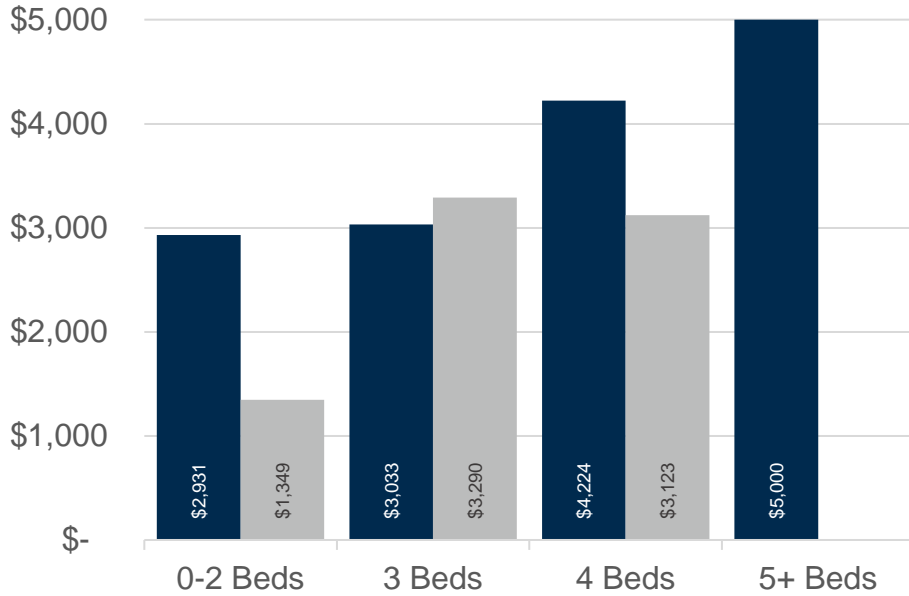
REGION

SOUTH OF SEATTLE



FEBRUARY 2025 | NWMLS Monthly Rental Data

Average Rental Price



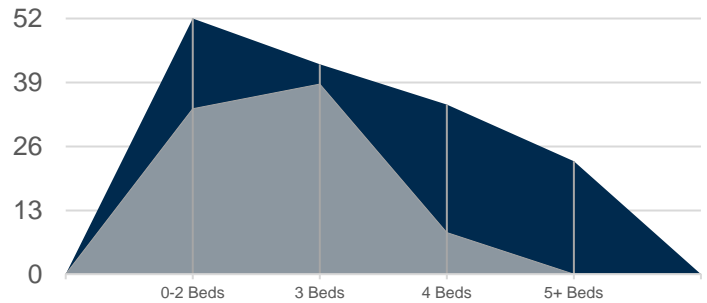
Beds	Feb 2025	Feb 2024	Change
0-2	\$2,931	\$1,349	117% ↑
3	\$3,033	\$3,290	-8% ↓
4	\$4,224	\$3,123	35% ↑
5+	\$5,000	\$-	n/a

Number of Units Rented



	0-2 Beds	3 Beds	4 Beds	5+ Beds	Total
Feb 2025	4	6	8	1	19
Feb 2024	3	4	3	0	10

Average Number of Days on Market



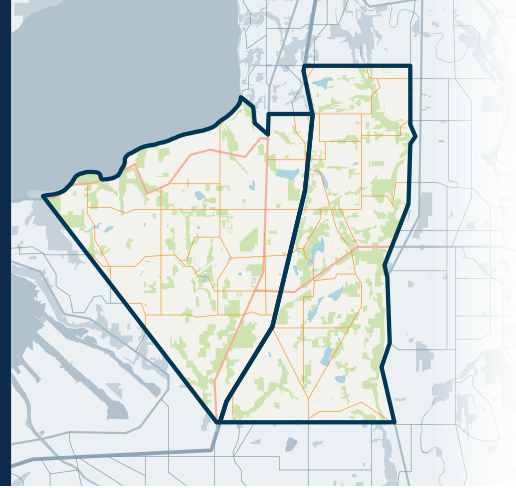
	0-2 Beds	3 Beds	4 Beds	5+ Beds
Feb 2025	52	21	11	n/a
Feb 2024	27	28	66	74



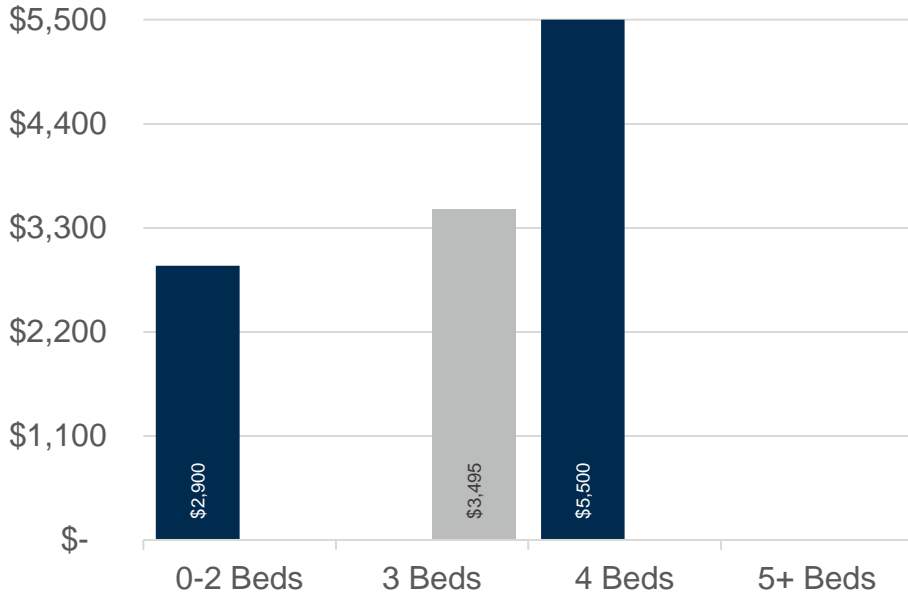
100&110

Jovita/Federal Way

SOUTH OF SEATTLE




FEBRUARY 2025 | NWMLS Monthly Rental Data



Average Rental Price

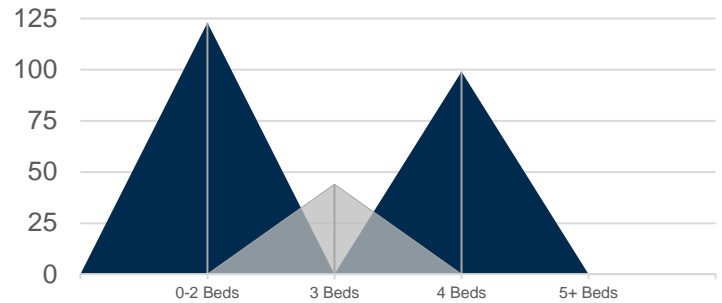
Beds	Feb 2025	Feb 2024	Change
0-2	\$2,900	\$-	n/a
3	\$-	\$3,495	n/a
4	\$5,500	\$-	n/a
5+	\$-	\$-	n/a

Number of Units Rented



	0-2 Beds	3 Beds	4 Beds	5+ Beds	Total
Feb 2025	1	0	1	0	2
Feb 2024	0	1	0	0	1

Average Number of Days on Market



	0-2 Beds	3 Beds	4 Beds	5+ Beds
Feb 2025	123	n/a	99	n/a
Feb 2024	n/a	44	n/a	n/a

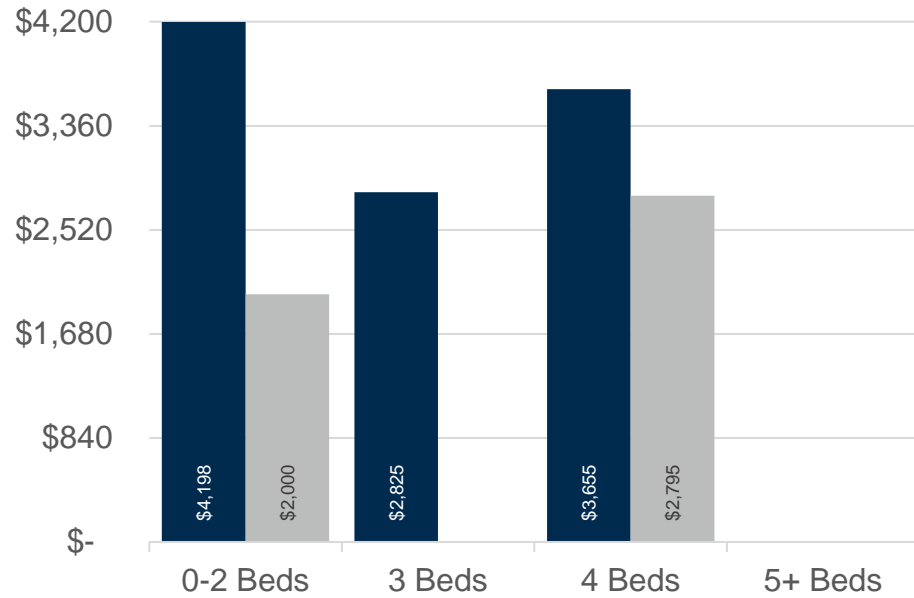
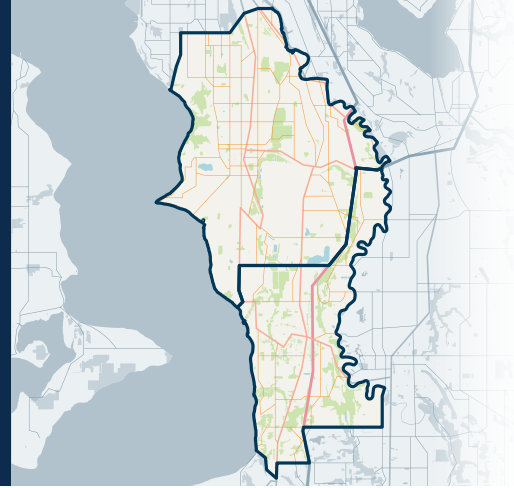


120&130

Des Moines/Redondo & Burien/Normandy

SOUTH OF SEATTLE


FEBRUARY 2025 | NWMLS Monthly Rental Data



Average Rental Price

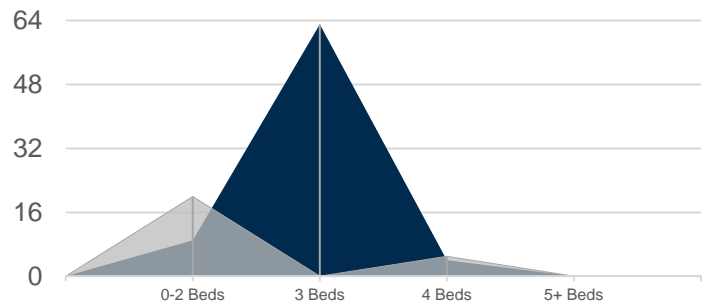
Beds	Feb 2025	Feb 2024	Change
0-2	\$4,198	\$2,000	110% ↑
3	\$2,825	\$-	n/a
4	\$3,655	\$2,795	31% ↑
5+	\$-	\$-	n/a

Number of Units Rented



	0-2 Beds	3 Beds	4 Beds	5+ Beds	Total
Feb 2025	2	2	2	0	6
Feb 2024	1	0	1	0	2

Average Number of Days on Market



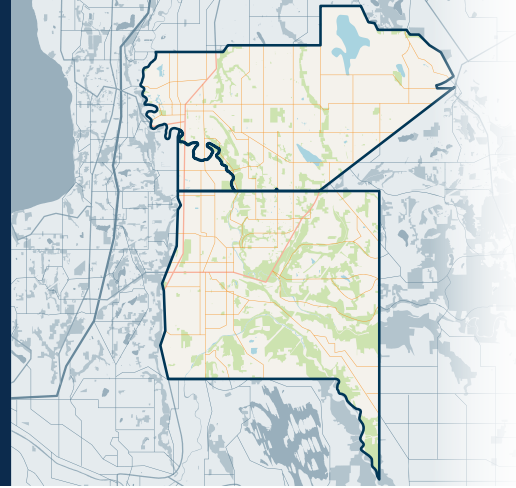
	0-2 Beds	3 Beds	4 Beds	5+ Beds
Feb 2025	9	63	4	n/a
Feb 2024	20	n/a	5	n/a



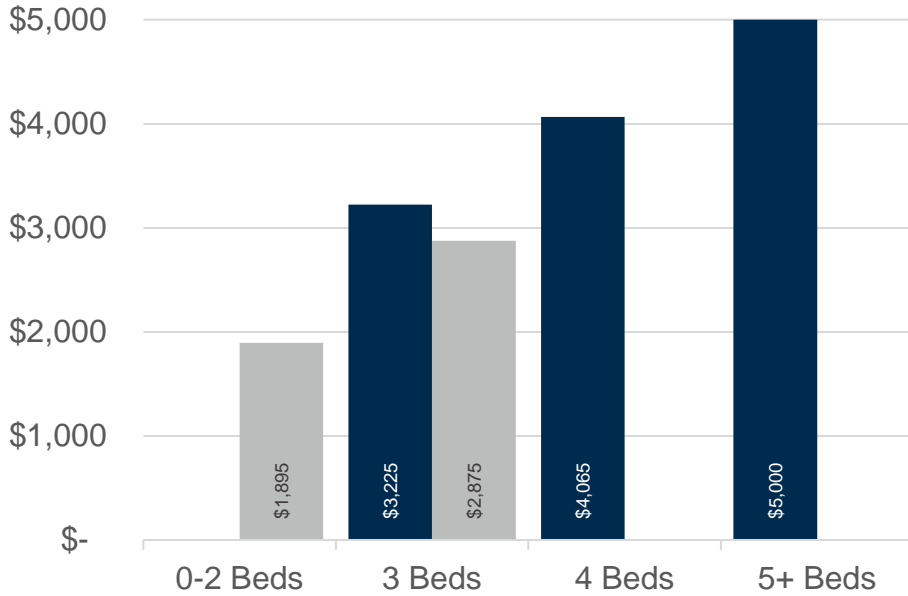
310&330

Auburn & Kent

SOUTH OF SEATTLE




FEBRUARY 2025 | NWMLS Monthly Rental Data



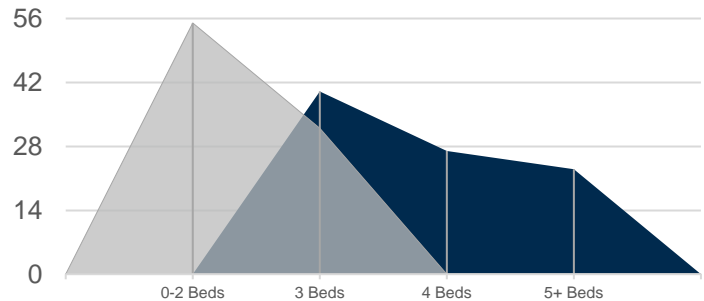
Average Rental Price

Beds	Feb 2025	Feb 2024	Change
0-2	\$-	\$1,895	n/a
3	\$3,225	\$2,875	12% ↑
4	\$4,065	\$-	n/a
5+	\$5,000	\$-	n/a

Number of Units Rented



Average Number of Days on Market



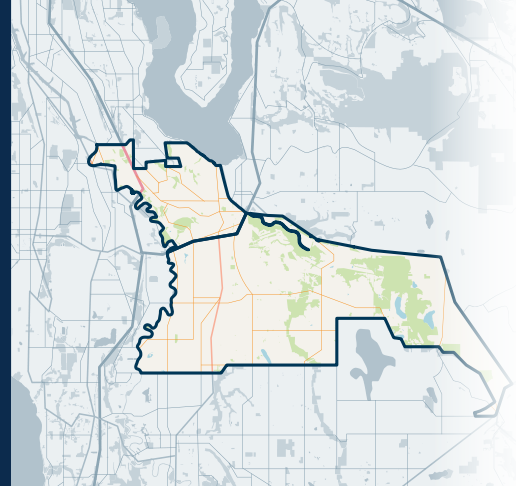
	0-2 Beds	3 Beds	4 Beds	5+ Beds	Total
Feb 2025	0	2	3	1	6
Feb 2024	1	2	0	0	3

	0-2 Beds	3 Beds	4 Beds	5+ Beds
Feb 2025	n/a	40	27	23
Feb 2024	55	32	n/a	n/a



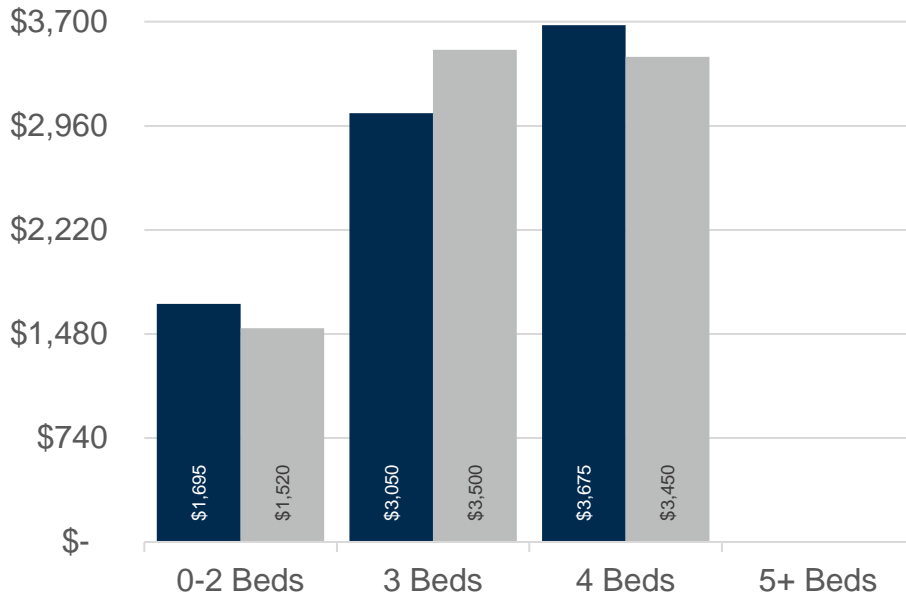
340&360 Renton/Skyway Area

SOUTH OF SEATTLE



FEBRUARY 2025 | NWMLS Monthly Rental Data

Average Rental Price



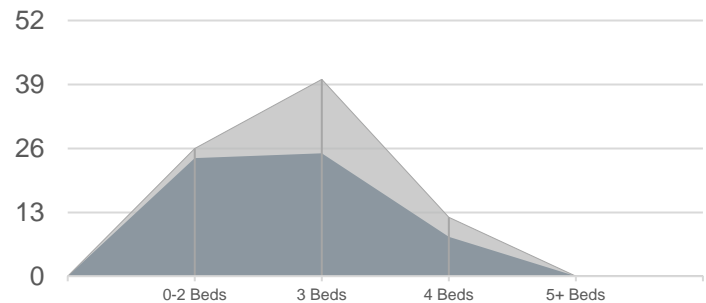
Beds	Feb 2025	Feb 2024	Change
0-2	\$1,695	\$1520	12% ↑
3	\$3,050	\$3,500	-13% ↓
4	\$3,675	\$3,450	7% ↑
5+	\$-	\$-	n/a

Number of Units Rented



	0-2 Beds	3 Beds	4 Beds	5+ Beds	Total
Feb 2025	1	2	2	0	5
Feb 2024	1	1	2	0	4

Average Number of Days on Market



	0-2 Beds	3 Beds	4 Beds	5+ Beds
Feb 2025	24	25	8	n/a
Feb 2024	26	40	12	n/a