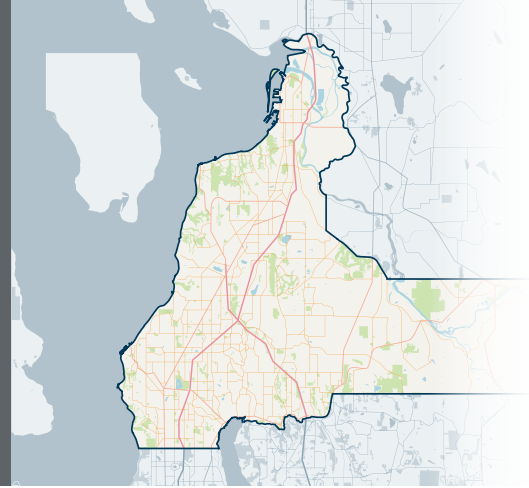




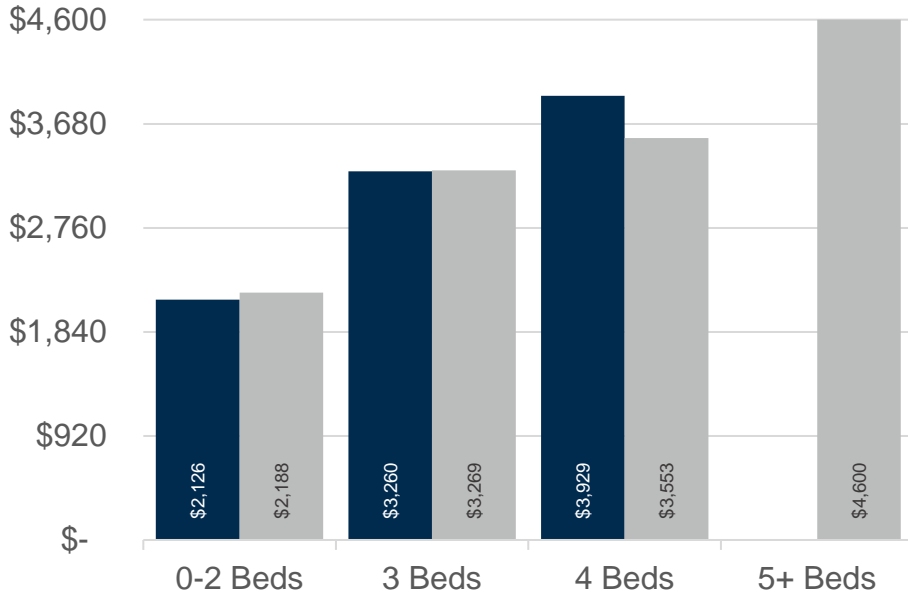
REGION

NORTH OF SEATTLE




MARCH 2025 | NWMLS Monthly Rental Data

Average Rental Price



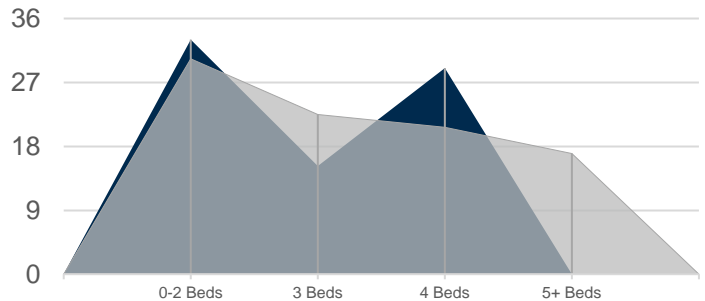
Beds	Mar 2025	Mar 2024	Change
0-2	\$2,126	\$2,188	-3% ↓
3	\$3,260	\$3,269	-0% ↓
4	\$3,929	\$3,553	11% ↑
5+	\$-	\$4,600	n/a

Number of Units Rented



	0-2 Beds	3 Beds	4 Beds	5+ Beds	Total
Mar 2025	16	16	7	0	39
Mar 2024	15	10	8	2	35

Average Number of Days on Market



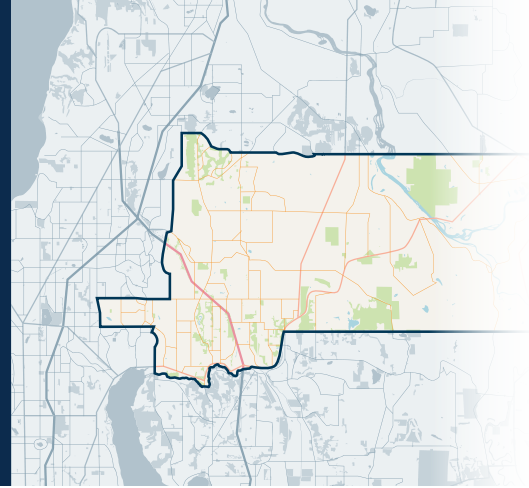
	0-2 Beds	3 Beds	4 Beds	5+ Beds
Mar 2025	33	15	29	n/a
Mar 2024	30	23	21	17



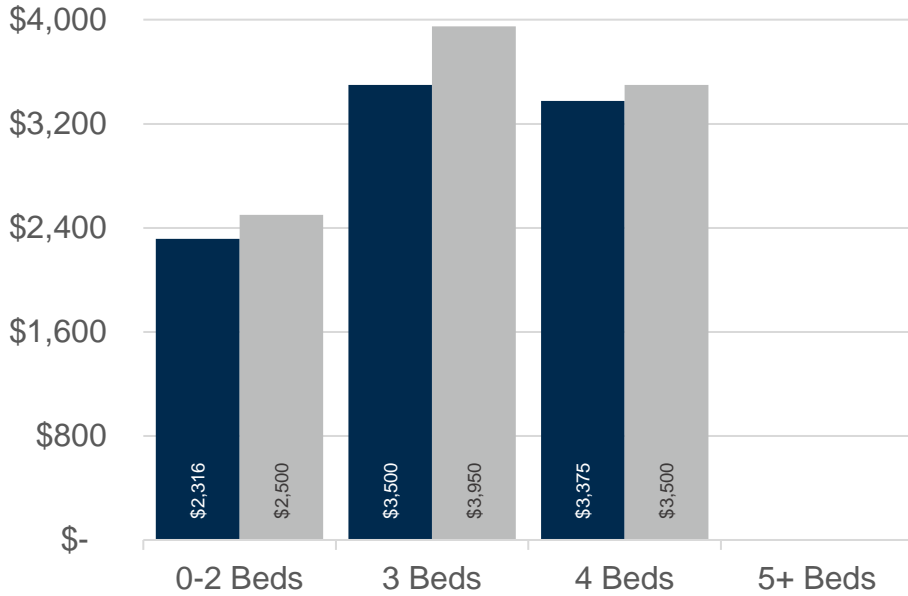
610

Southeast Snohomish

NORTH OF SEATTLE




MARCH 2025 | NWMLS Monthly Rental Data



Average Rental Price

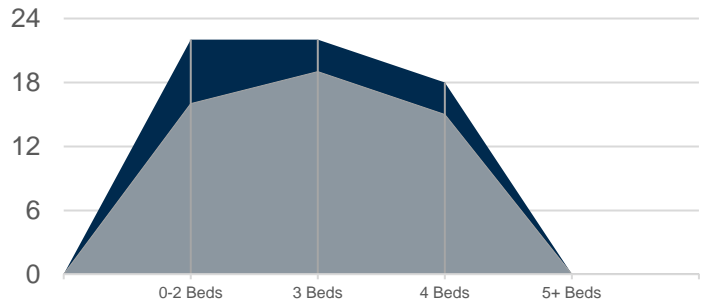
Beds	Mar 2025	Mar 2024	Change
0-2	\$2,316	\$2,500	-7% ↓
3	\$3,500	\$3,950	-11% ↓
4	\$3,375	\$3,500	-4% ↓
5+	\$-	\$-	n/a

Number of Units Rented



	0-2 Beds	3 Beds	4 Beds	5+ Beds	Total
Mar 2025	6	4	2	0	12
Mar 2024	2	2	1	0	5

Average Number of Days on Market



	0-2 Beds	3 Beds	4 Beds	5+ Beds
Mar 2025	22	22	18	n/a
Mar 2024	16	19	15	n/a

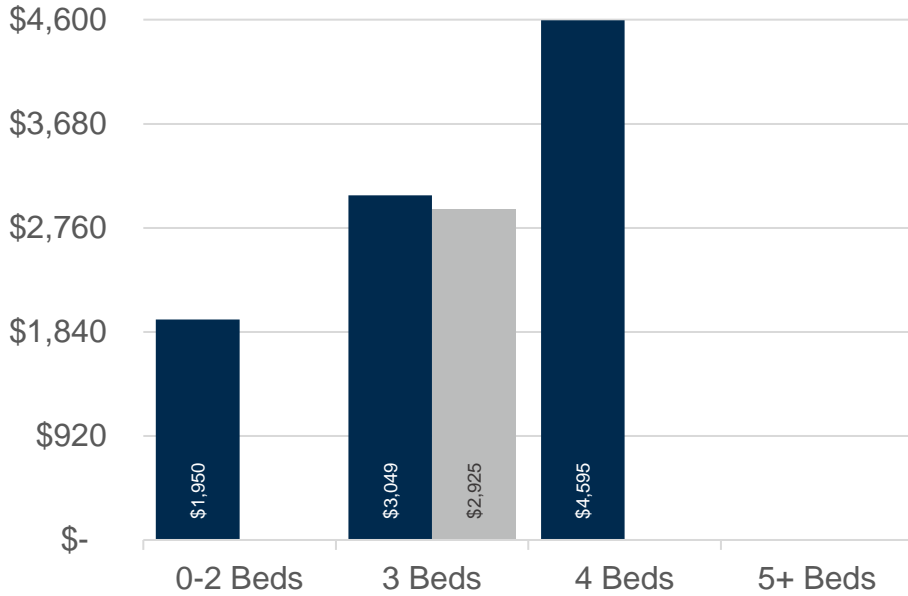
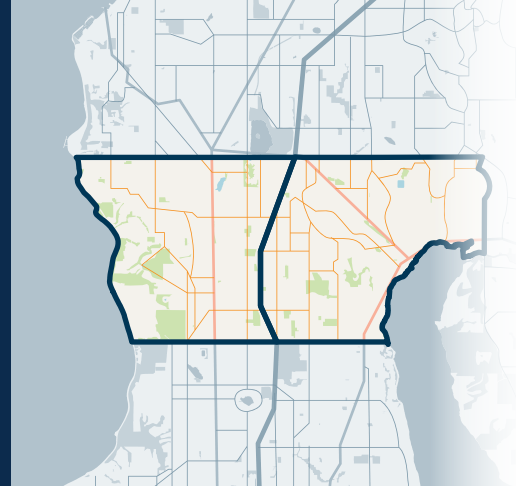


715&720

Richmond Beach/Shoreline, LF Park

NORTH OF SEATTLE


MARCH 2025 | NWMLS Monthly Rental Data



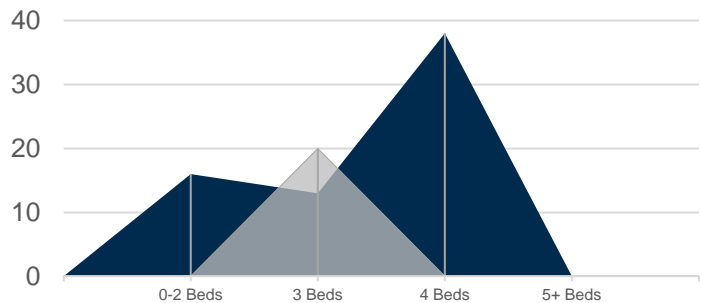
Average Rental Price

Beds	Mar 2025	Mar 2024	Change
0-2	\$1,950	\$-	n/a
3	\$3,049	\$2,925	4% ↑
4	\$4,595	\$-	n/a
5+	\$-	\$-	n/a

Number of Units Rented



Average Number of Days on Market



	0-2 Beds	3 Beds	4 Beds	5+ Beds	Total
Mar 2025	2	4	1	0	7
Mar 2024	0	2	0	0	2

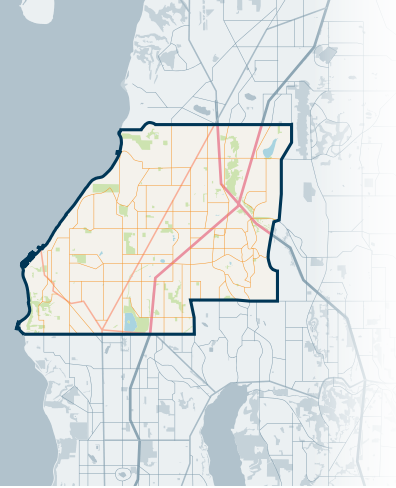
	0-2 Beds	3 Beds	4 Beds	5+ Beds
Mar 2025	16	13	38	n/a
Mar 2024	n/a	20	n/a	n/a



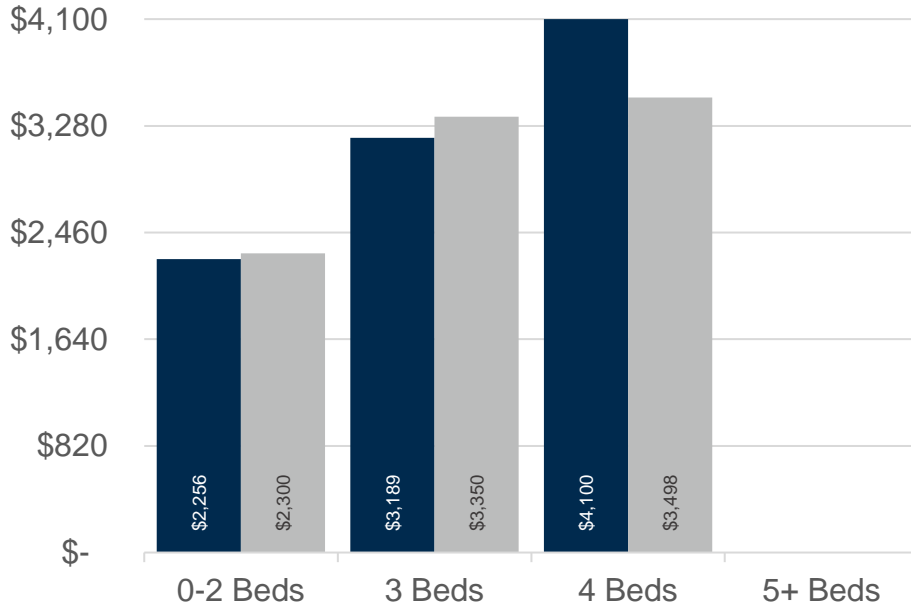
730

Southwest Snohomish

NORTH OF SEATTLE




MARCH 2025 | NWMLS Monthly Rental Data



Average Rental Price

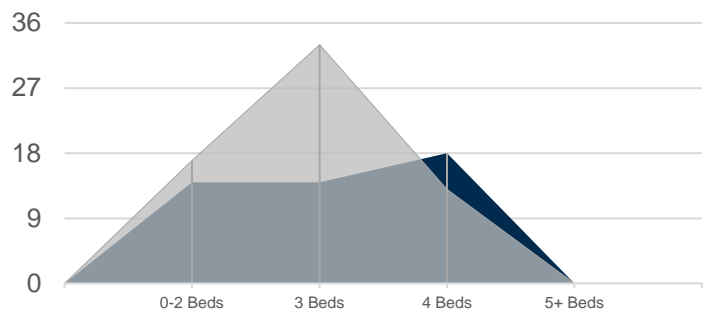
Beds	Mar 2025	Mar 2024	Change
0-2	\$2,256	\$2,300	-2% ↓
3	\$3,189	\$3,350	-5% ↓
4	\$4,100	\$3,498	17% ↑
5+	\$-	\$-	n/a

Number of Units Rented



	0-2 Beds	3 Beds	4 Beds	5+ Beds	Total
Mar 2025	4	5	2	0	11
Mar 2024	4	4	3	0	11

Average Number of Days on Market



	0-2 Beds	3 Beds	4 Beds	5+ Beds
Mar 2025	14	14	18	n/a
Mar 2024	17	33	13	n/a

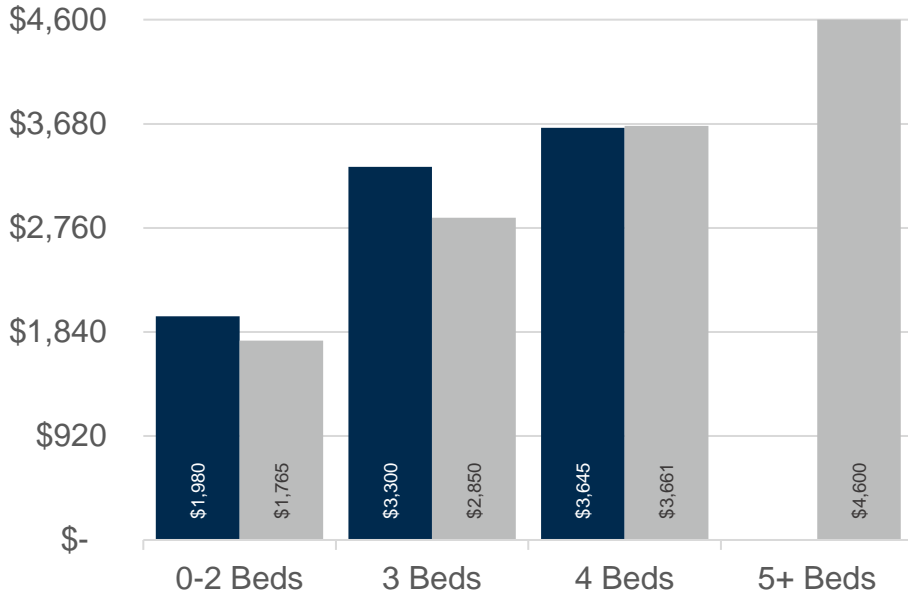


740
Everett/Mukilteo



NORTH OF SEATTLE


MARCH 2025 | NWMLS Monthly Rental Data



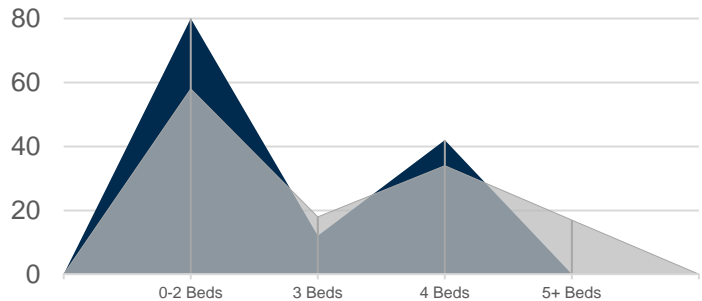
Average Rental Price

Beds	Mar 2025	Mar 2024	Change
0-2	\$1,980	\$1,765	12% ↑
3	\$3,300	\$2,850	16% ↑
4	\$3,645	\$3,661	-0% ↓
5+	\$-	\$4,600	n/a

Number of Units Rented



Average Number of Days on Market



	0-2 Beds	3 Beds	4 Beds	5+ Beds	Total
Mar 2025	4	3	2	0	9
Mar 2024	9	2	4	2	17

	0-2 Beds	3 Beds	4 Beds	5+ Beds
Mar 2025	80	12	42	n/a
Mar 2024	58	18	34	17