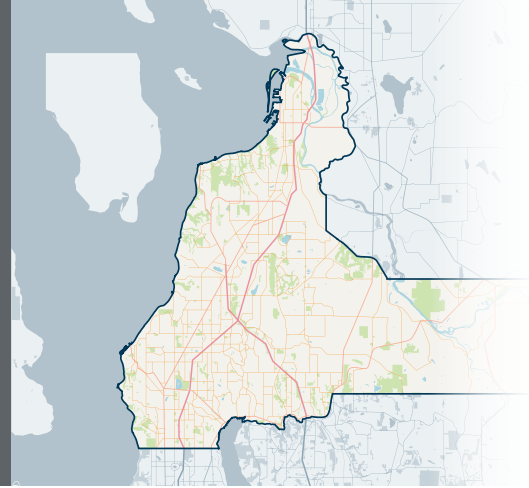


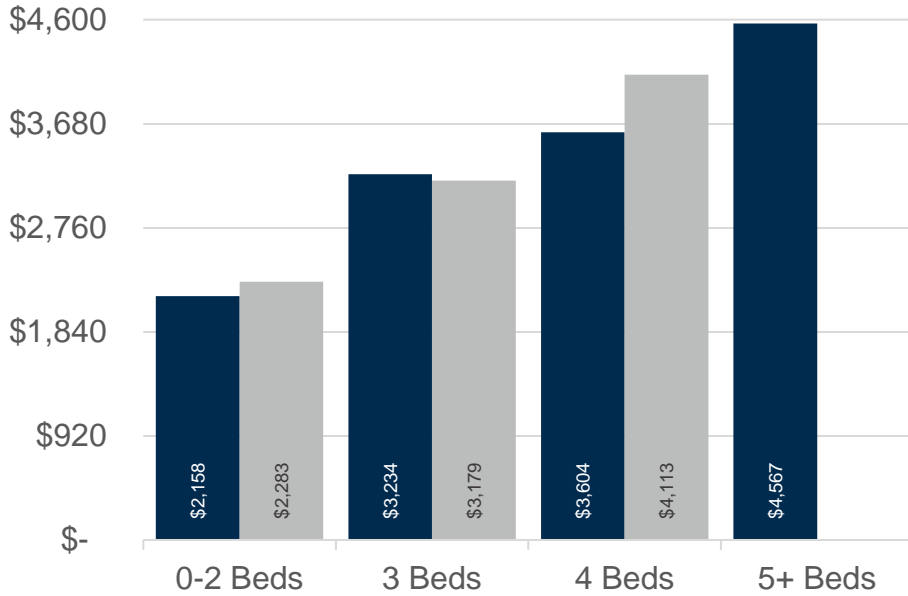


REGION

NORTH OF SEATTLE




MARCH 2026 | NWMLS Monthly Rental Data



Average Rental Price

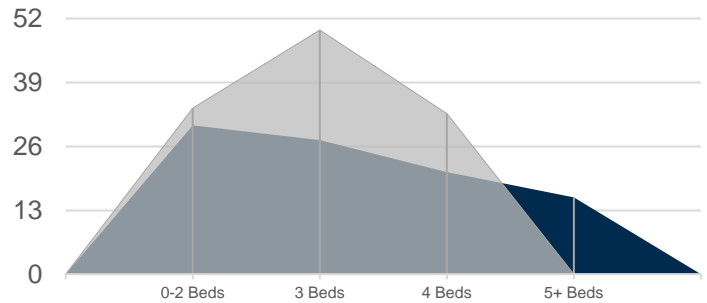
Beds	Mar 2026	Mar 2025	Change
0-2	\$2,158	\$2,283	-5% ↓
3	\$3,234	\$3,179	2% ↑
4	\$3,604	\$4,113	-12% ↓
5+	\$4,567	\$-	n/a

Number of Units Rented



	0-2 Beds	3 Beds	4 Beds	5+ Beds	Total
Mar 2026	14	14	8	4	40
Mar 2025	12	12	5	0	29

Average Number of Days on Market



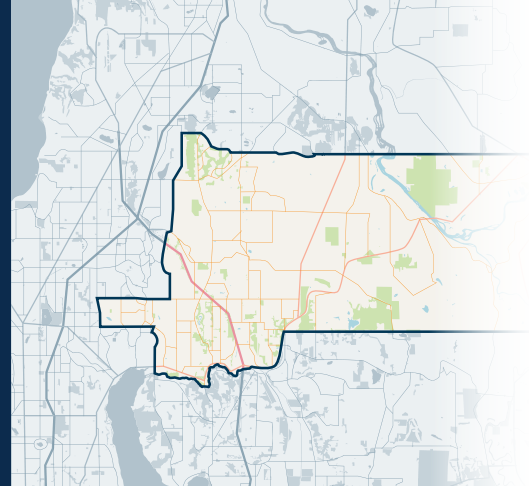
	0-2 Beds	3 Beds	4 Beds	5+ Beds
Mar 2026	30	27	21	16
Mar 2025	34	50	33	n/a



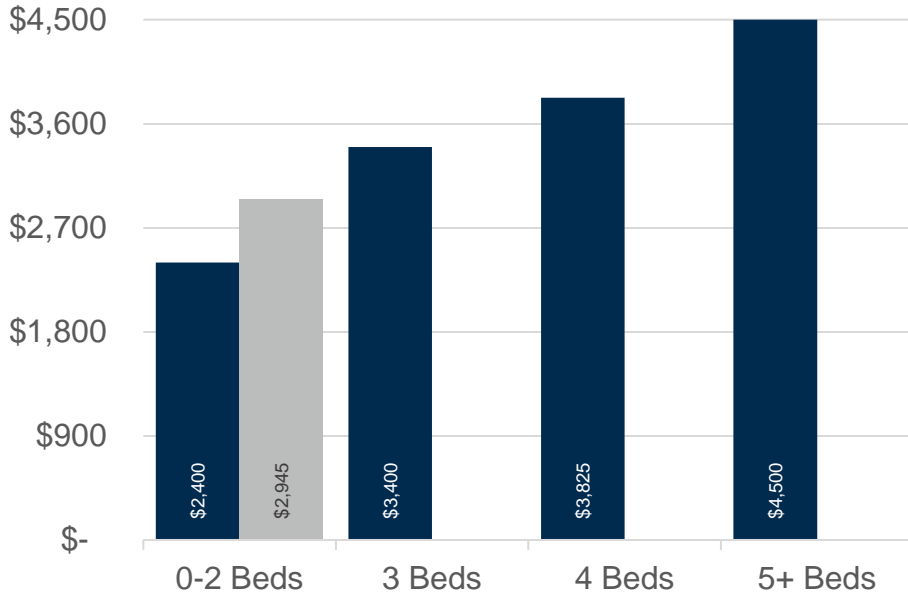
610

Southeast Snohomish

NORTH OF SEATTLE




MARCH 2026 | NWMLS Monthly Rental Data



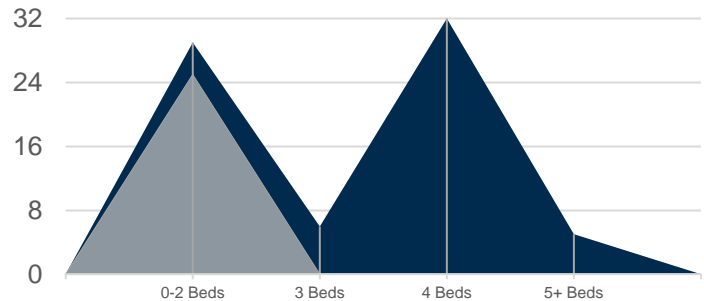
Average Rental Price

Beds	Mar 2026	Mar 2025	Change
0-2	\$2,400	\$2,945	-19% ↓
3	\$3,400	\$-	n/a
4	\$3,825	\$-	n/a
5+	\$4,500	\$-	n/a

Number of Units Rented



Average Number of Days on Market



	0-2 Beds	3 Beds	4 Beds	5+ Beds	Total
Mar 2026	4	1	2	2	9
Mar 2025	2	0	0	0	2

	0-2 Beds	3 Beds	4 Beds	5+ Beds
Mar 2026	29	6	32	5
Mar 2025	25	n/a	n/a	n/a

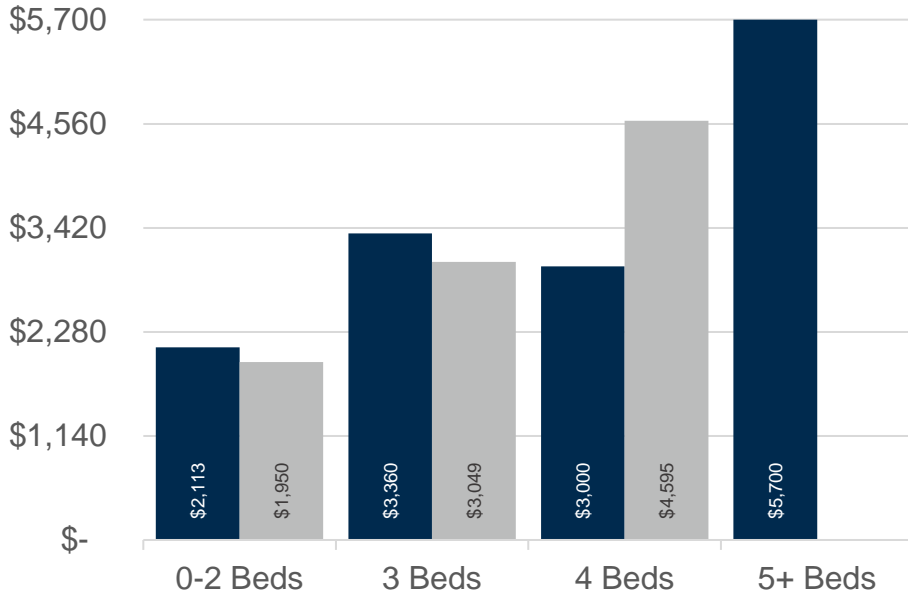
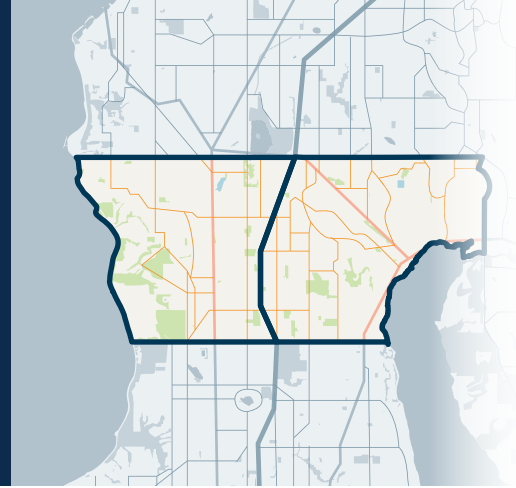


715&720

Richmond Beach/Shoreline, LF Park

NORTH OF SEATTLE


MARCH 2026 | NWMLS Monthly Rental Data



Average Rental Price

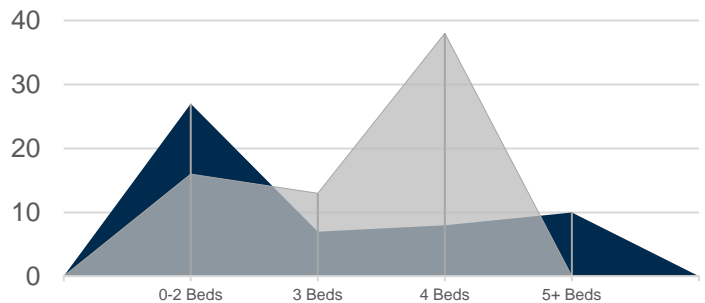
Beds	Mar 2026	Mar 2025	Change
0-2	\$2,113	\$1,950	8% ↑
3	\$3,360	\$3,049	10% ↑
4	\$3,000	\$4,595	-35% ↓
5+	\$5,700	\$-	n/a

Number of Units Rented



	0-2 Beds	3 Beds	4 Beds	5+ Beds	Total
Mar 2026	2	1	1	1	5
Mar 2025	2	4	1	0	7

Average Number of Days on Market



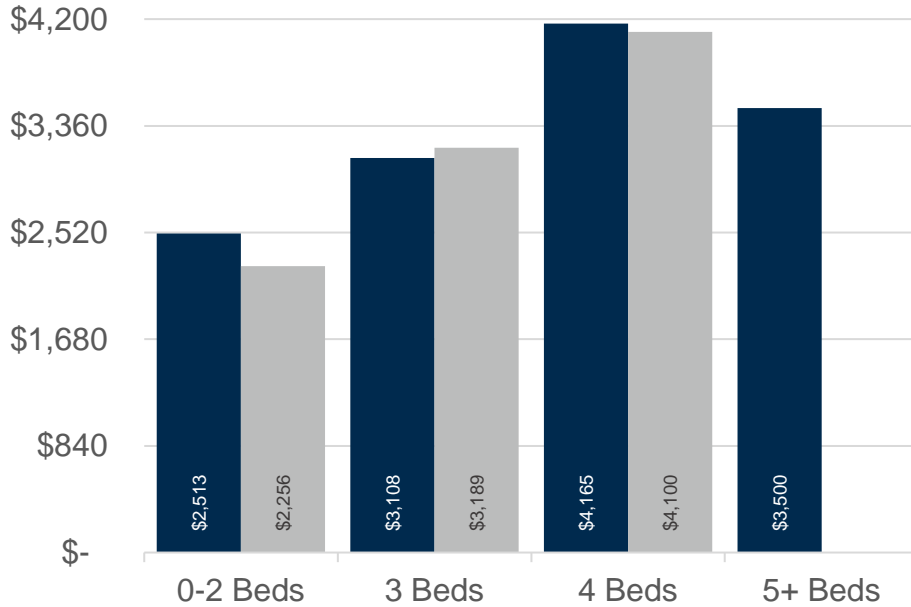
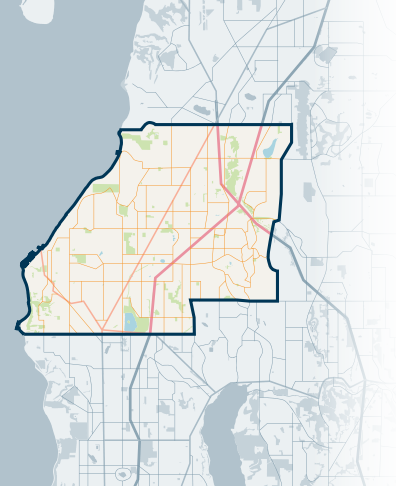
	0-2 Beds	3 Beds	4 Beds	5+ Beds
Mar 2026	27	7	8	10
Mar 2025	16	13	38	n/a



730
Southwest Snohomish

NORTH OF SEATTLE

MARCH 2026 | NWMLS Monthly Rental Data



Average Rental Price

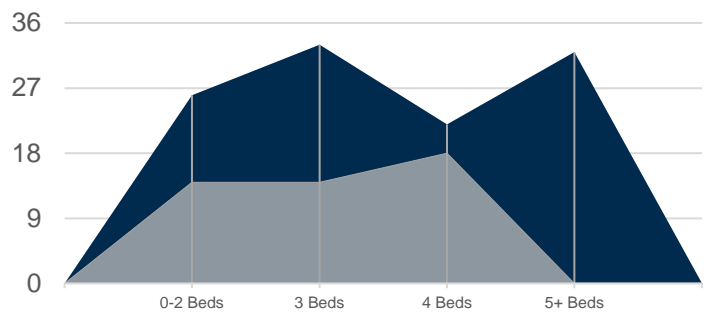
Beds	Mar 2026	Mar 2025	Change
0-2	\$2,513	\$2,256	11% ↑
3	\$3,108	\$3,189	-3% ↓
4	\$4,165	\$4,100	2% ↑
5+	\$3,500	\$-	n/a

Number of Units Rented



	0-2 Beds	3 Beds	4 Beds	5+ Beds	Total
Mar 2026	2	6	3	1	12
Mar 2025	4	5	2	0	11

Average Number of Days on Market



	0-2 Beds	3 Beds	4 Beds	5+ Beds
Mar 2026	26	33	22	32
Mar 2025	14	14	18	n/a

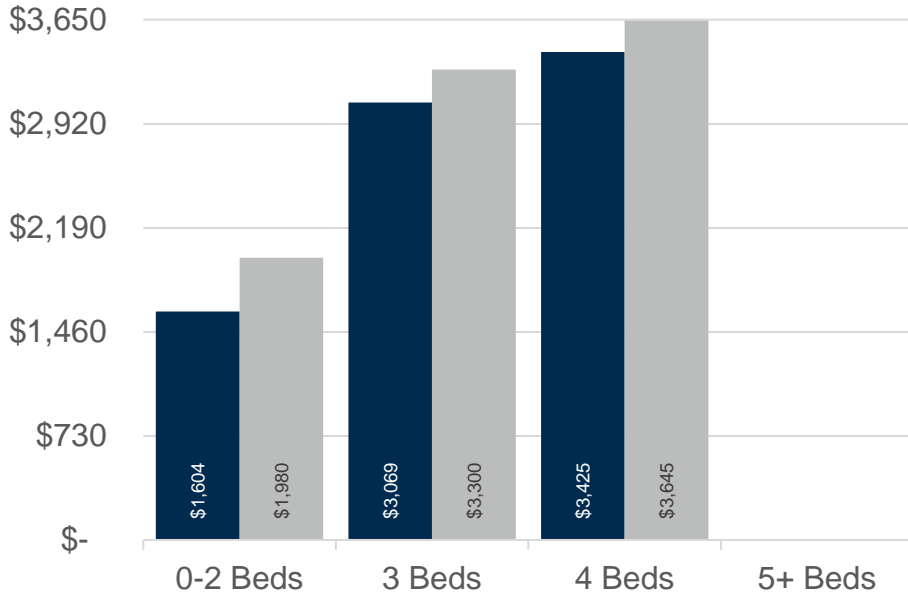


740
Everett/Mukilteo



NORTH OF SEATTLE


MARCH 2026 | NWMLS Monthly Rental Data



Average Rental Price

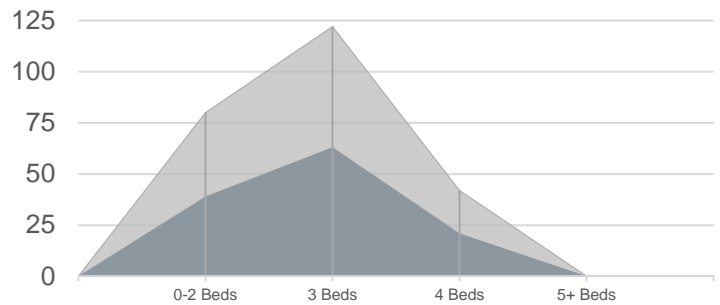
Beds	Mar 2026	Mar 2025	Change
0-2	\$1,604	\$1,980	-19% ↓
3	\$3,069	\$3,300	-7% ↓
4	\$3,425	\$3,645	-6% ↓
5+	\$-	\$-	n/a

Number of Units Rented



	0-2 Beds	3 Beds	4 Beds	5+ Beds	Total
Mar 2026	6	6	2	0	14
Mar 2025	4	3	2	0	9

Average Number of Days on Market



	0-2 Beds	3 Beds	4 Beds	5+ Beds
Mar 2026	39	63	21	n/a
Mar 2025	80	122	42	n/a