

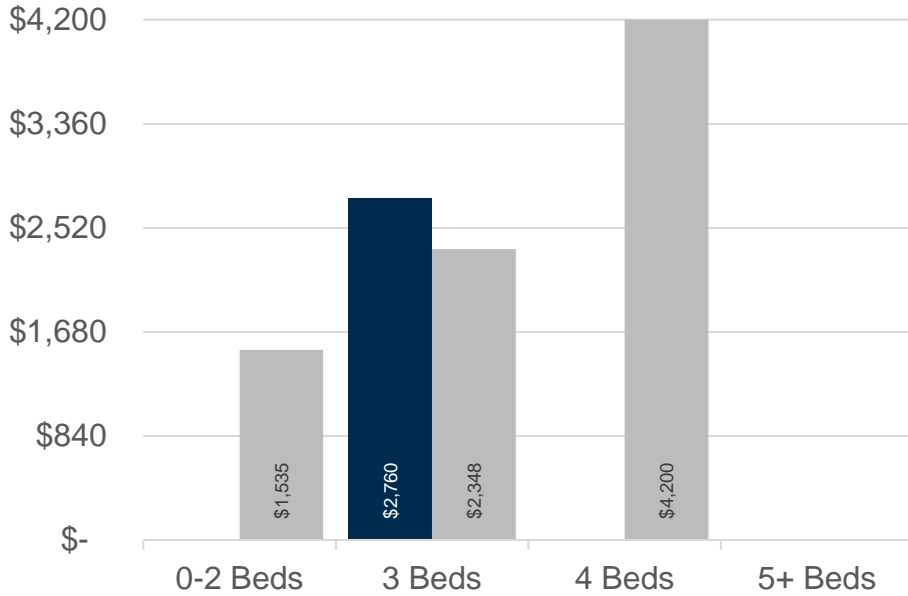
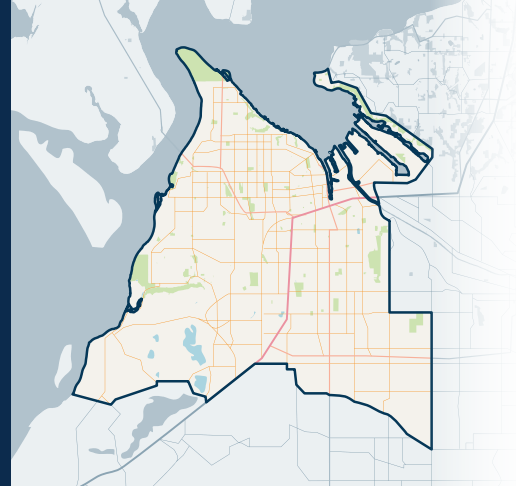


# 13-69&78

Tacoma, Lakewood & Spanaway

# TACOMA METRO


MARCH 2026 | NWMLS Monthly Rental Data



## Average Rental Price

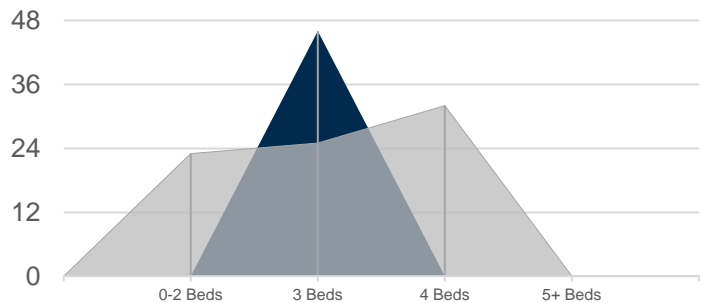
Beds	Mar 2026	Mar 2025	Change
0-2	\$-	\$1,535	n/a
3	\$2,760	\$2,348	18% ↑
4	\$-	\$4,200	n/a
5+	\$-	\$-	n/a

## Number of Units Rented



	0-2 Beds	3 Beds	4 Beds	5+ Beds	Total
Mar 2026	0	2	0	0	2
Mar 2025	1	2	1	0	4

## Average Number of Days on Market



	0-2 Beds	3 Beds	4 Beds	5+ Beds
Mar 2026	n/a	46	n/a	n/a
Mar 2025	23	25	32	n/a