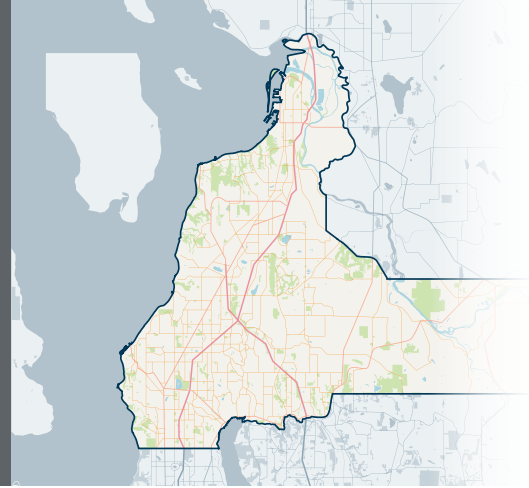




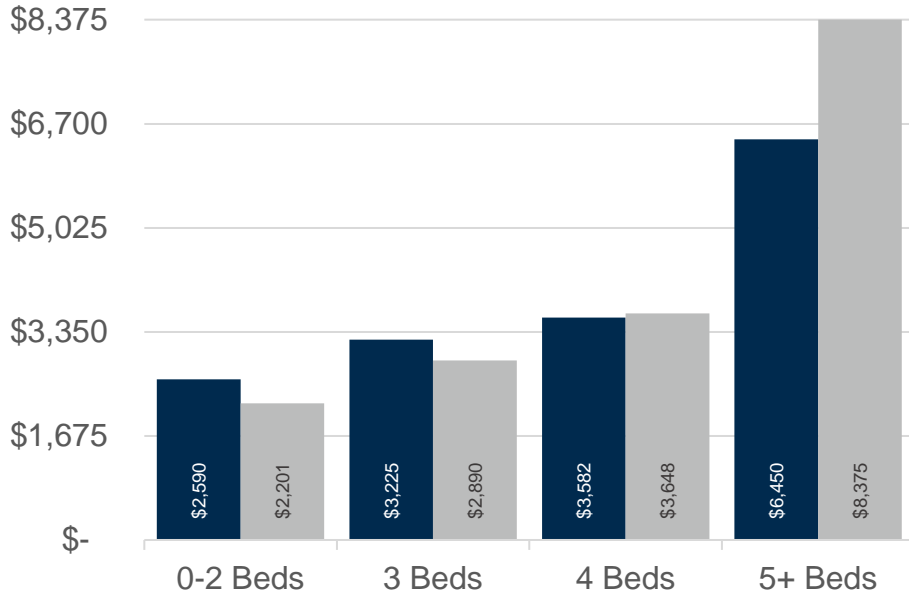
REGION

NORTH OF SEATTLE




APRIL 2026 | NWMLS Monthly Rental Data

Average Rental Price



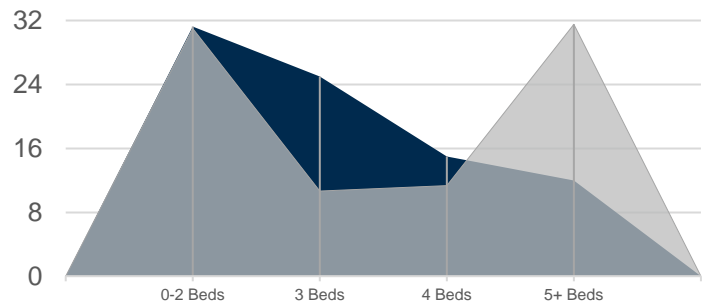
Beds	Apr 2026	Apr 2025	Change
0-2	\$2,590	\$2,201	18% ↑
3	\$3,225	\$2,890	12% ↑
4	\$3,582	\$3,648	-2% ↓
5+	\$6,450	\$8,375	-23% ↓

Number of Units Rented



	0-2 Beds	3 Beds	4 Beds	5+ Beds	Total
Apr 2026	8	17	5	1	31
Apr 2025	9	7	4	2	22

Average Number of Days on Market



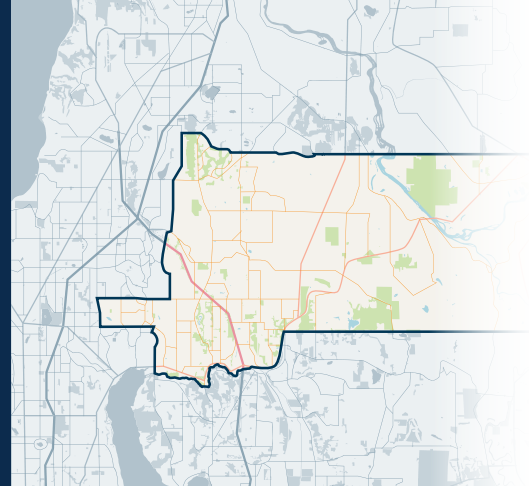
	0-2 Beds	3 Beds	4 Beds	5+ Beds
Apr 2026	31	25	15	12
Apr 2025	31	11	11	32



610

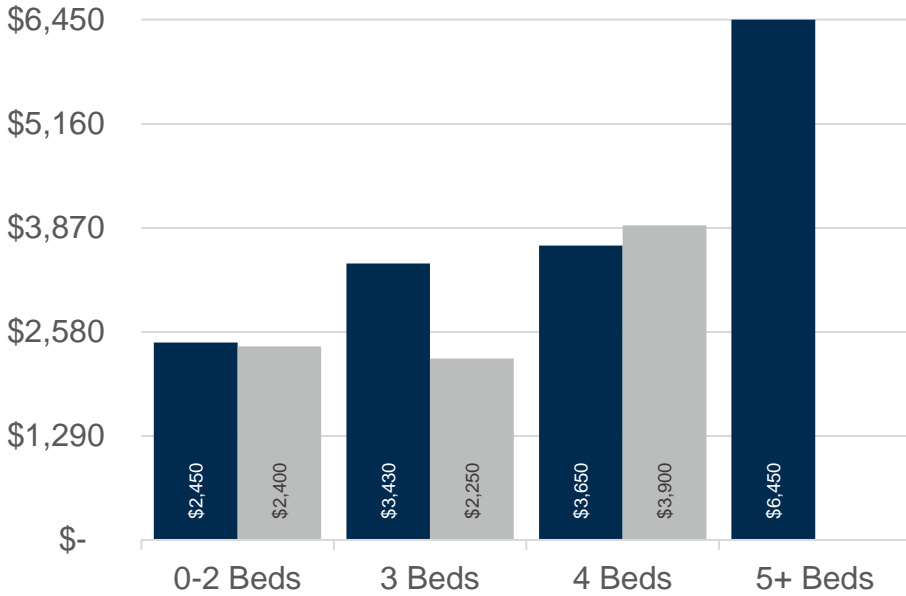
Southeast Snohomish

NORTH OF SEATTLE




APRIL 2026 | NWMLS Monthly Rental Data

Average Rental Price



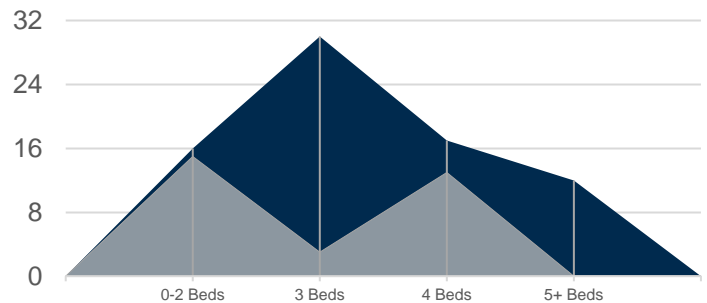
Beds	Apr 2026	Apr 2025	Change
0-2	\$2,450	\$2,400	2% ↑
3	\$3,430	\$2,250	52% ↑
4	\$3,650	\$3,900	-6% ↓
5+	\$6,450	\$-	n/a

Number of Units Rented



	0-2 Beds	3 Beds	4 Beds	5+ Beds	Total
Apr 2026	1	4	3	1	9
Apr 2025	1	1	2	0	4

Average Number of Days on Market



	0-2 Beds	3 Beds	4 Beds	5+ Beds
Apr 2026	16	30	17	12
Apr 2025	15	3	13	n/a

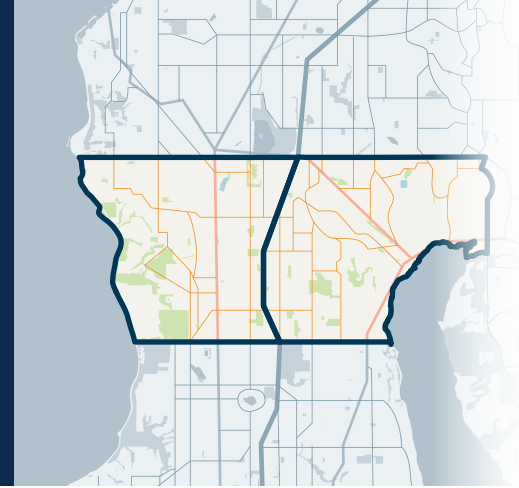


715&720

Richmond Beach/Shoreline, LF Park

NORTH OF SEATTLE


APRIL 2026 | NWMLS Monthly Rental Data



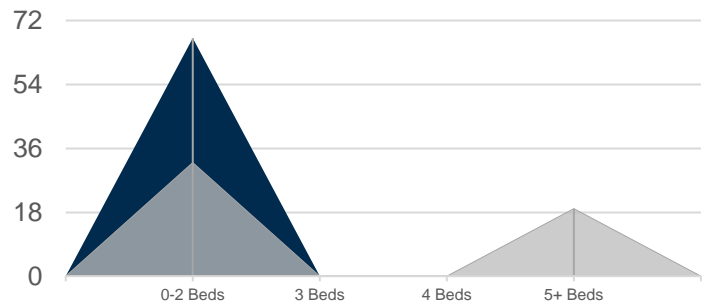
Average Rental Price

Beds	Apr 2026	Apr 2025	Change
0-2	\$2,285	\$1,950	17% ↑
3	\$-	\$-	n/a
4	\$-	\$-	n/a
5+	\$-	\$11,000	n/a

Number of Units Rented



Average Number of Days on Market



	0-2 Beds	3 Beds	4 Beds	5+ Beds	Total
Apr 2026	4	0	0	0	4
Apr 2025	1	0	0	1	2

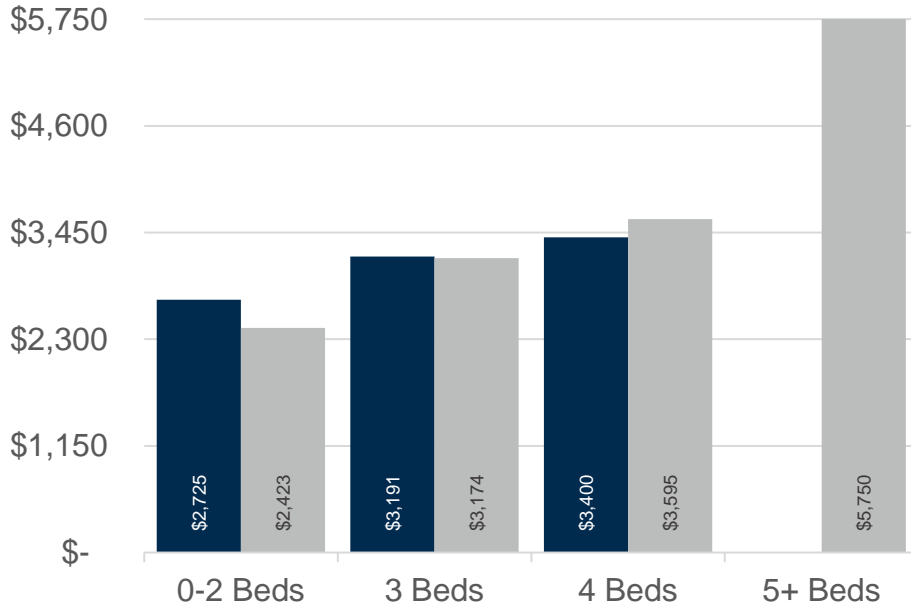
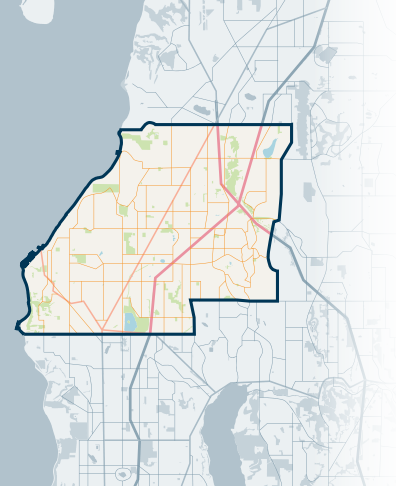
	0-2 Beds	3 Beds	4 Beds	5+ Beds
Apr 2026	67	n/a	n/a	n/a
Apr 2025	32	n/a	n/a	19



730
Southwest Snohomish

NORTH OF SEATTLE

APRIL 2026 | NWMLS Monthly Rental Data



Average Rental Price

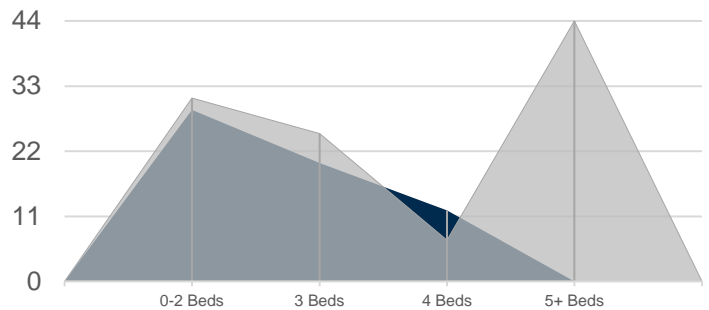
Beds	Apr 2026	Apr 2025	Change
0-2	\$2,725	\$2,423	12% ↑
3	\$3,191	\$3,174	1% ↑
4	\$3,400	\$3,595	-5% ↓
5+	\$-	\$5,750	n/a

Number of Units Rented



	0-2 Beds	3 Beds	4 Beds	5+ Beds	Total
Apr 2026	2	7	1	0	10
Apr 2025	2	4	1	1	8

Average Number of Days on Market



	0-2 Beds	3 Beds	4 Beds	5+ Beds
Apr 2026	29	20	12	n/a
Apr 2025	31	25	7	44

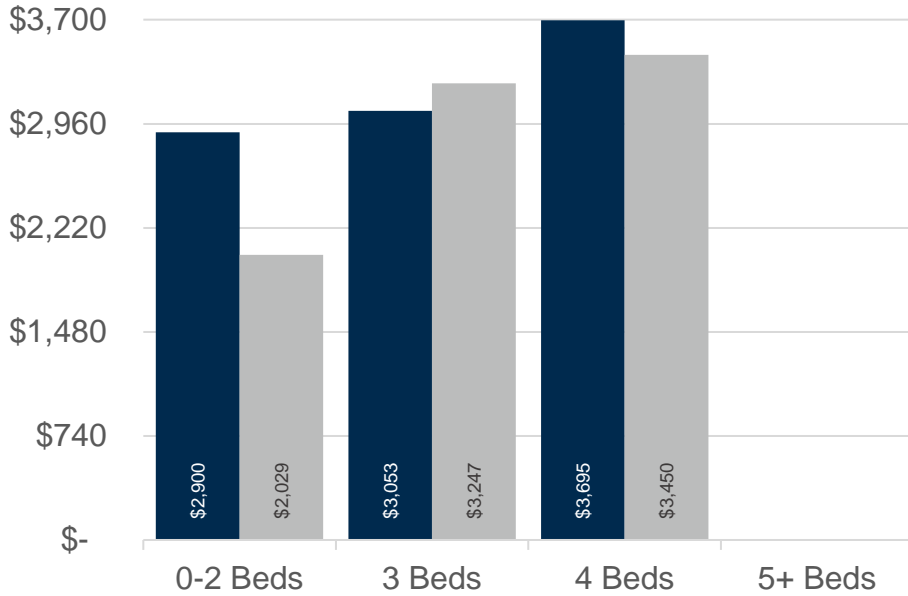


740
Everett/Mukilteo



NORTH OF SEATTLE


APRIL 2026 | NWMLS Monthly Rental Data



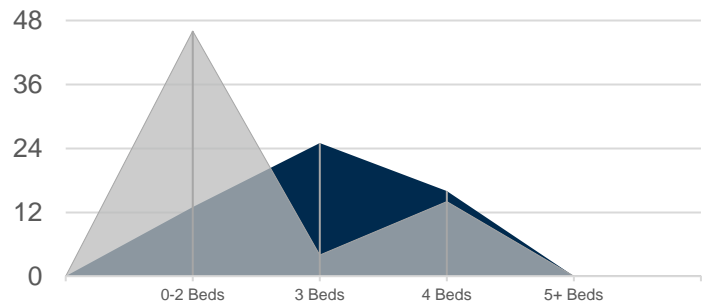
Average Rental Price

Beds	Apr 2026	Apr 2025	Change
0-2	\$2,900	\$2,029	43% ↑
3	\$3,053	\$3,247	-6% ↓
4	\$3,695	\$3,450	7% ↑
5+	\$-	\$-	n/a

Number of Units Rented



Average Number of Days on Market



	0-2 Beds	3 Beds	4 Beds	5+ Beds	Total
Apr 2026	1	6	1	0	8
Apr 2025	5	2	1	0	8

	0-2 Beds	3 Beds	4 Beds	5+ Beds
Apr 2026	13	25	16	n/a
Apr 2025	46	4	14	n/a