

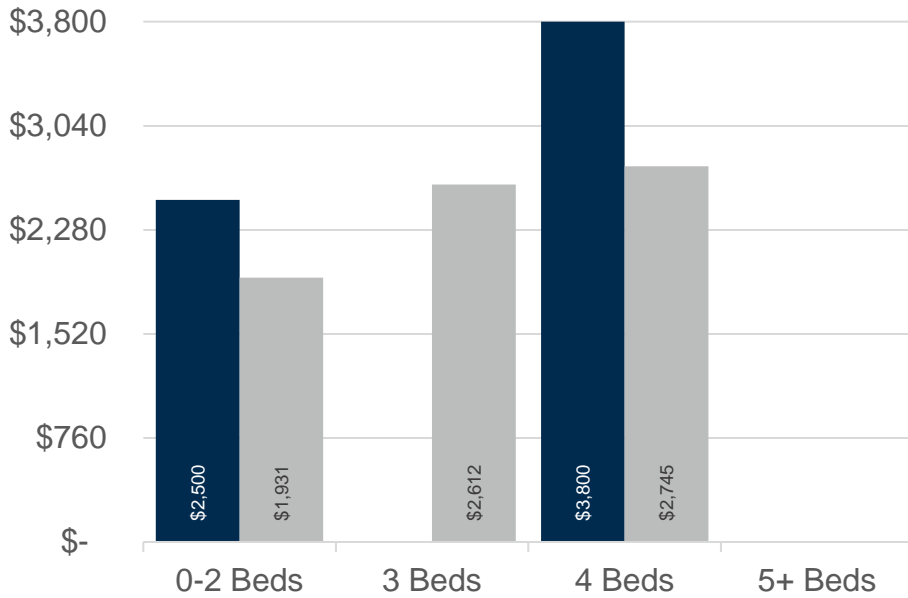
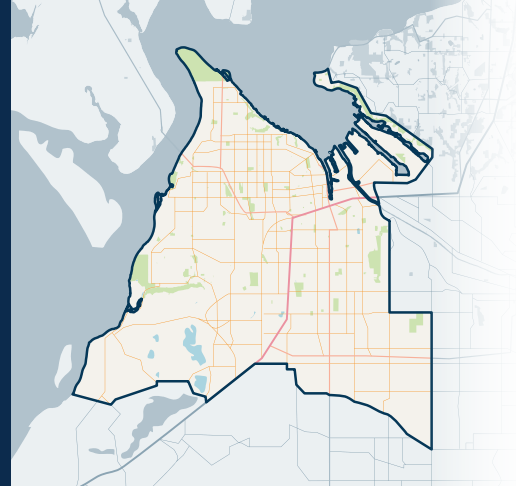


13-69&78

Tacoma, Lakewood & Spanaway

TACOMA METRO


APRIL 2026 | NWMLS Monthly Rental Data



Average Rental Price

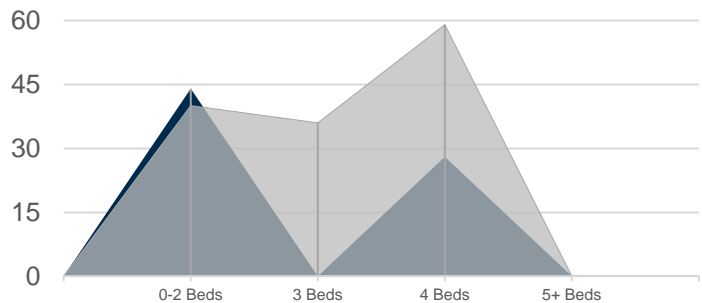
| Beds | Apr 2026 | Apr 2025 | Change |
|------|----------|----------|--------|
| 0-2 | \$2,500 | \$1,931 | 29% ↑ |
| 3 | \$- | \$2,612 | n/a |
| 4 | \$3,800 | \$2,745 | 38% ↑ |
| 5+ | \$- | \$- | n/a |

Number of Units Rented



| | 0-2 Beds | 3 Beds | 4 Beds | 5+ Beds | Total |
|----------|----------|--------|--------|---------|-------|
| Apr 2026 | 1 | 0 | 1 | 0 | 2 |
| Apr 2025 | 4 | 8 | 4 | 0 | 16 |

Average Number of Days on Market



| | 0-2 Beds | 3 Beds | 4 Beds | 5+ Beds |
|----------|----------|--------|--------|---------|
| Apr 2026 | 44 | n/a | 28 | n/a |
| Apr 2025 | 40 | 36 | 59 | n/a |