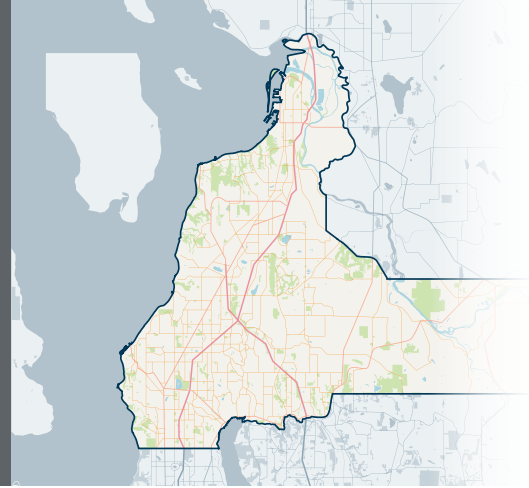




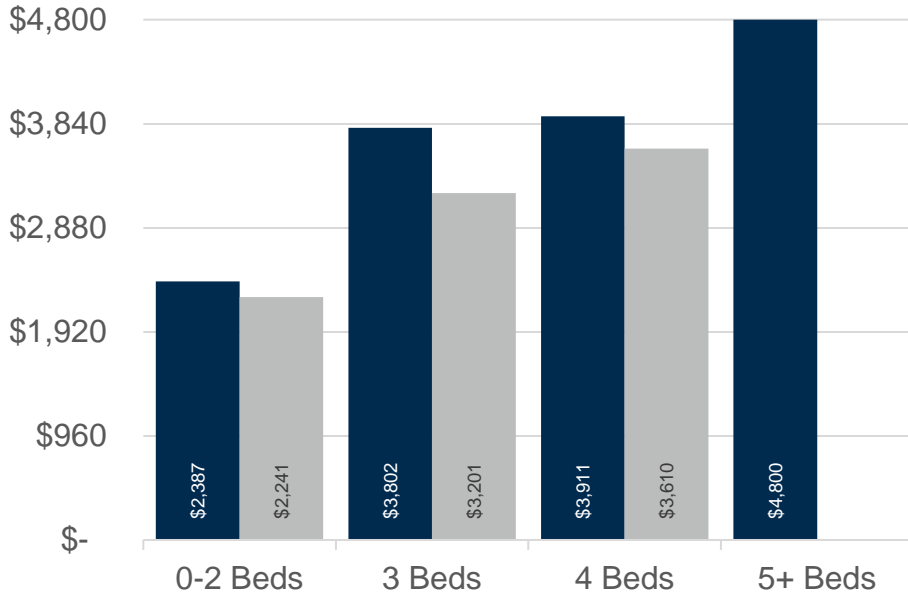
REGION

NORTH OF SEATTLE




MAY 2026 | NWMLS Monthly Rental Data

Average Rental Price



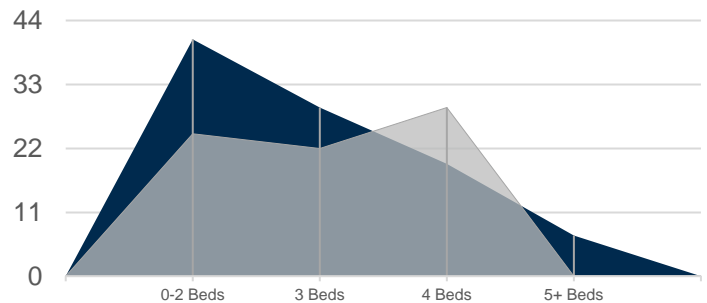
Beds	May 2026	May 2025	Change
0-2	\$2,387	\$2,241	7% ↑
3	\$3,802	\$3,201	19% ↑
4	\$3,911	\$3,610	8% ↑
5+	\$4,800	\$-	n/a

Number of Units Rented



	0-2 Beds	3 Beds	4 Beds	5+ Beds	Total
May 2026	11	13	7	2	33
May 2025	11	11	7	0	29

Average Number of Days on Market



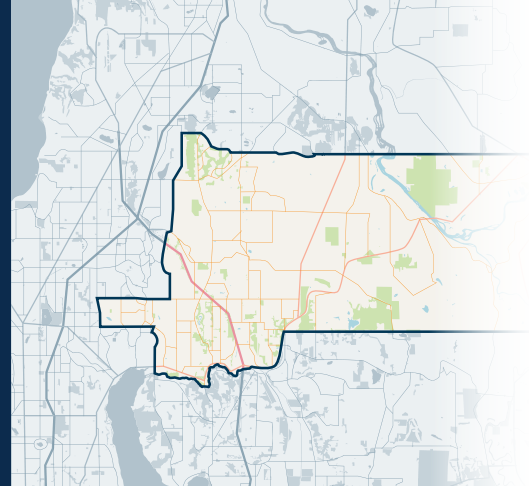
	0-2 Beds	3 Beds	4 Beds	5+ Beds
May 2026	41	29	19	7
May 2025	25	22	29	n/a



610

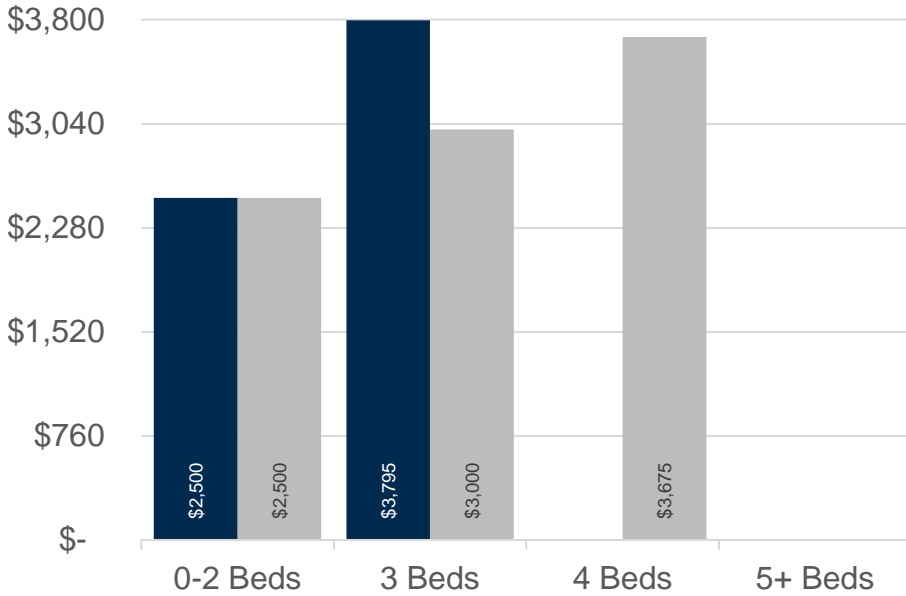
Southeast Snohomish

NORTH OF SEATTLE




MAY 2026 | NWMLS Monthly Rental Data

Average Rental Price



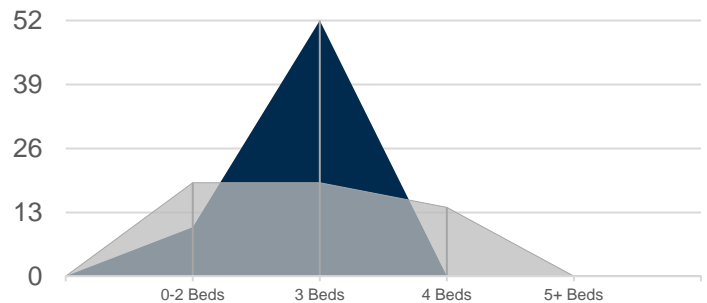
Beds	May 2026	May 2025	Change
0-2	\$2,500	\$2,500	0% =
3	\$3,795	\$3,000	27% ↑
4	\$-	\$3,675	n/a
5+	\$-	\$-	n/a

Number of Units Rented



	0-2 Beds	3 Beds	4 Beds	5+ Beds	Total
May 2026	2	1	0	0	3
May 2025	2	2	2	0	6

Average Number of Days on Market



	0-2 Beds	3 Beds	4 Beds	5+ Beds
May 2026	10	52	n/a	n/a
May 2025	19	19	14	n/a

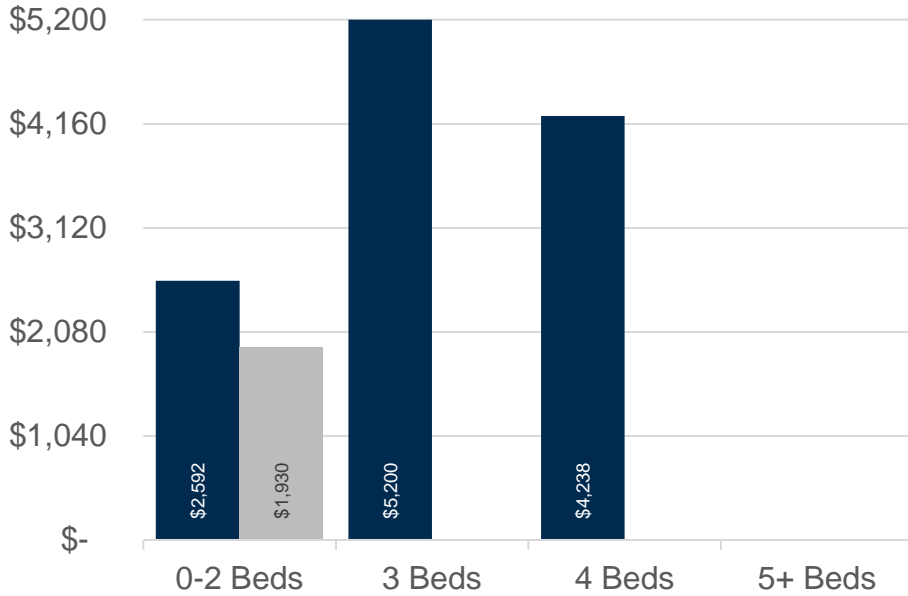
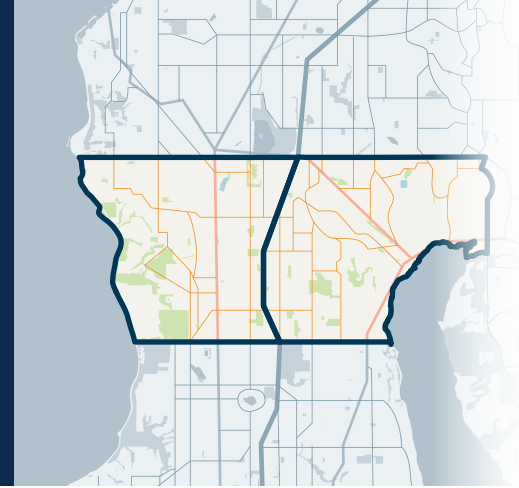


715&720

Richmond Beach/Shoreline, LF Park

NORTH OF SEATTLE


MAY 2026 | NWMLS Monthly Rental Data



Average Rental Price

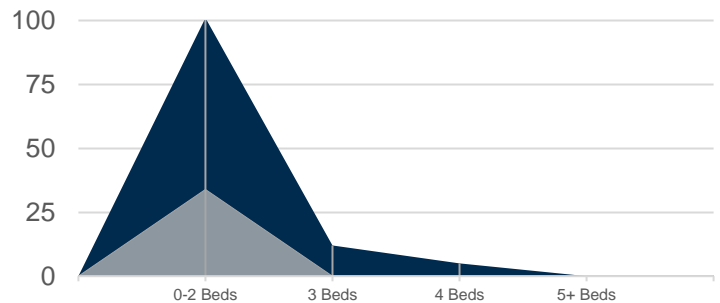
Beds	May 2026	May 2025	Change
0-2	\$2,592	\$1,930	34% ↑
3	\$5,200	\$-	n/a
4	\$4,238	\$-	n/a
5+	\$-	\$-	n/a

Number of Units Rented



	0-2 Beds	3 Beds	4 Beds	5+ Beds	Total
May 2026	2	1	2	0	5
May 2025	3	0	0	0	3

Average Number of Days on Market



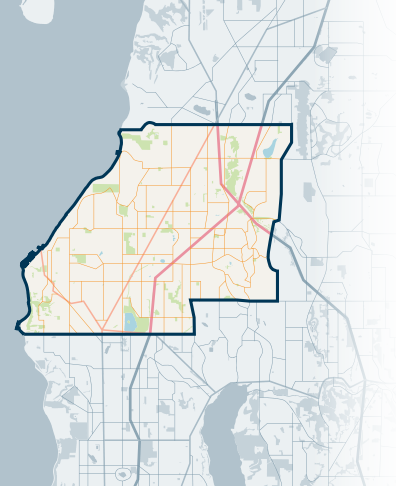
	0-2 Beds	3 Beds	4 Beds	5+ Beds
May 2026	101	12	5	n/a
May 2025	34	n/a	n/a	n/a



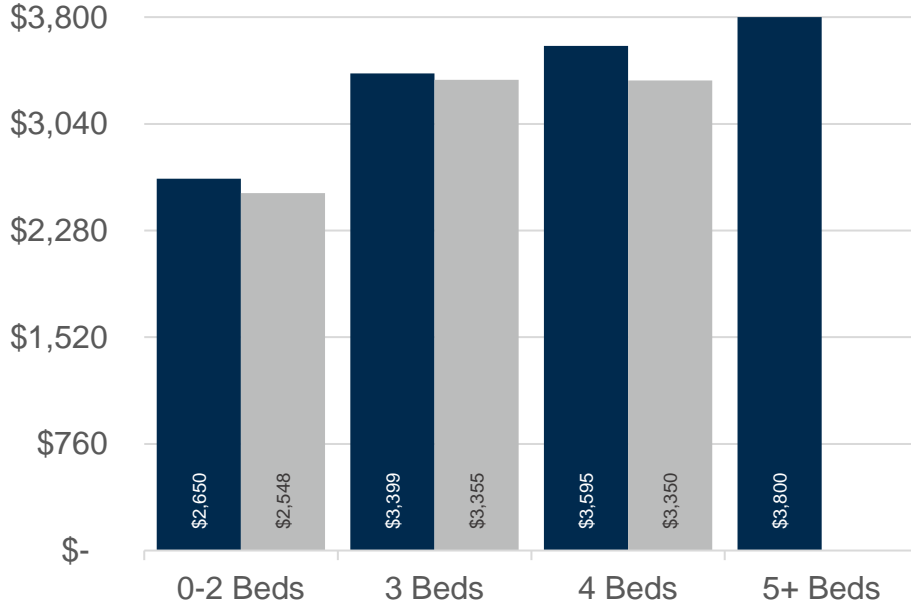
730

Southwest Snohomish

NORTH OF SEATTLE




MAY 2026 | NWMLS Monthly Rental Data



Average Rental Price

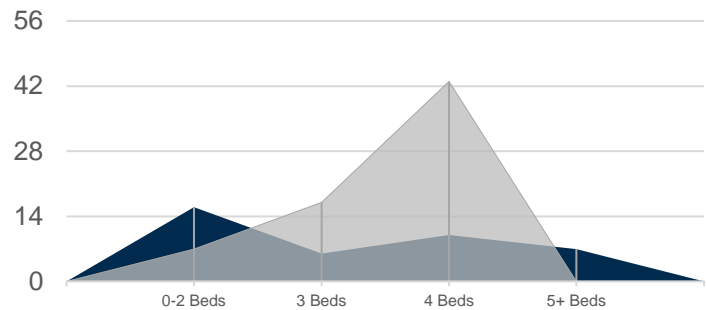
Beds	May 2026	May 2025	Change
0-2	\$2,650	\$2,548	4% ↑
3	\$3,399	\$3,355	1% ↑
4	\$3,595	\$3,350	7% ↑
5+	\$3,800	\$-	n/a

Number of Units Rented



	0-2 Beds	3 Beds	4 Beds	5+ Beds	Total
May 2026	1	4	1	1	7
May 2025	2	5	2	0	9

Average Number of Days on Market

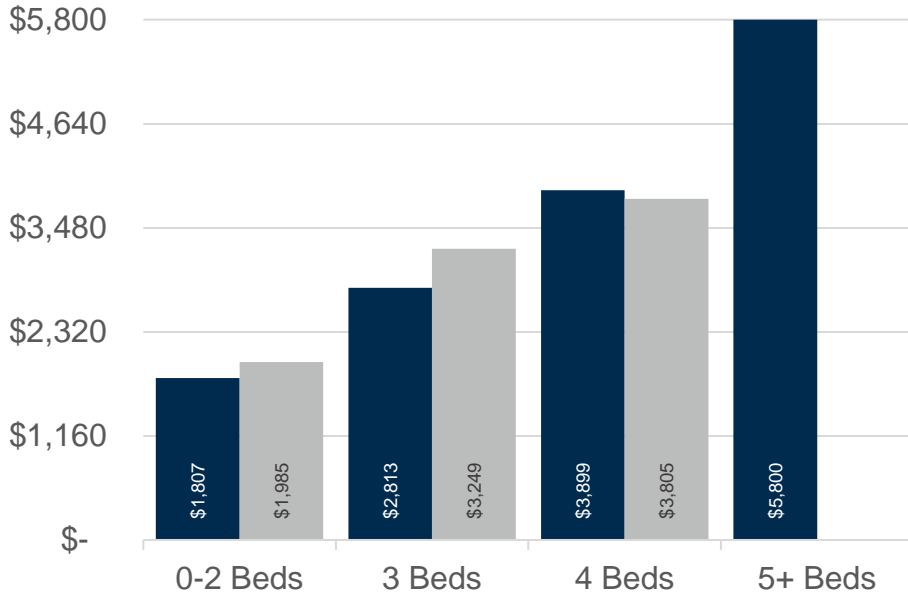


	0-2 Beds	3 Beds	4 Beds	5+ Beds
May 2026	16	6	10	7
May 2025	7	17	43	n/a



NORTH OF SEATTLE


MAY 2026 | NWMLS Monthly Rental Data



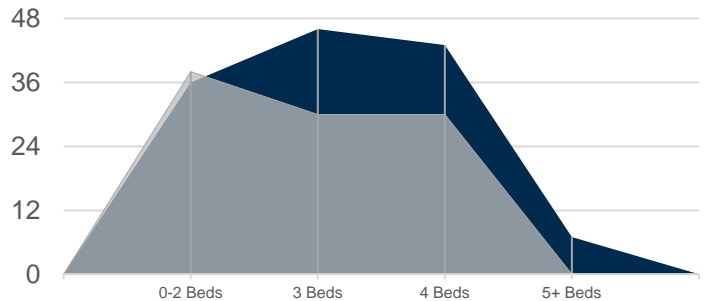
Average Rental Price

Beds	May 2026	May 2025	Change
0-2	\$1,807	\$1,985	-9% ↓
3	\$2,813	\$3,249	-13% ↓
4	\$3,899	\$3,805	2% ↑
5+	\$5,800	\$-	n/a

Number of Units Rented



Average Number of Days on Market



	0-2 Beds	3 Beds	4 Beds	5+ Beds	Total
May 2026	6	7	4	1	18
May 2025	4	4	3	0	11

	0-2 Beds	3 Beds	4 Beds	5+ Beds
May 2026	36	46	43	7
May 2025	38	30	30	n/a